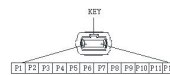
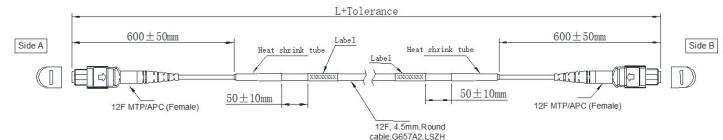




HYBRIFLEX fiber only cable assembly, 12 single mode fibers, pre-terminated with an MTP12 female connector on both ends of this LSZH, indoor cable. Optimized for Radio over Fiber (RoF) applications, for use within the RFS "Plug and Play" RoF solution.

FEATURES / BENEFITS

- High precision MTP/APC fiber connector provides low insertion loss, high return loss, excellent stability and durability
- Available in a range of standard or customized lengths to simplify network design
- MTP connectors are terminated and fully tested in controlled conditions to ensure optimum performance and reliability
- RFS' "Plug and Play" solution simplifies network design, minimizes installation/testing time and the necessary on site skills

**External Document Links****Notes**

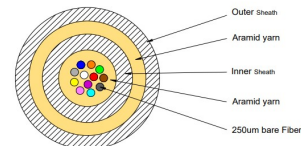
SIDE A MTP position	Fiber color	SIDE B MTP position
P1	Blue	P1
P2	Orange	P2
P3	Green	P3
P4	Brown	P4
P5	Grey	P5
P6	White	P6
P7	Red	P7
P8	Black	P8
P9	Yellow	P9
P10	Purple	P10
P11	Pink	P11
P12	Aqua	P12

Cable diameter
Sheath Color

Product image

4.5mm

Aqua (BI-OM3); Purple (BI-OM4); Yellow (G657A2)



Cable Structure

Technical features**STRUCTURE**

Cable Type		12 single mode fibers (G657A2), LSZH jacket, yellow
Number of Fiber		12

MECHANICAL SPECIFICATIONS

Minimum Bending Radius, (Operating)	mm (in)	45 (1.772)
Minimum Bending Radius, (Installation)	mm (in)	90 (3.543)
Tensile Strength (Operating)		130 N
Tensile Strength (Installation)		440 N
Crush Resistance (Operating)		300 N / 10 cm
Crush Resistance (Installation)		1000 N / 10 cm

**CABLE JACKET**

Jacket Material		LSZH
Outer Diameter Nominal	mm (in)	4.5 (0.177)

F/O CABLE SPECIFICATIONS

F/O Cable Type		Loose-tube, Single Mode
Core/Clad	μm	9 /125
F/O Cable Jacket		LSZH
F/O Standards (Meets or Exceeds)		G657A2
Fiber Termination End 1		MTP/APC female, single mode, yellow housing, IEC 61754-7
Fiber Termination End 2		MTP/APC female, single mode, yellow housing, IEC 61754-7
Fiber Attenuation	dB/km	≤ 0.36dB/km λ=1310nm ; ≤0.22dB/km λ =1550nm
Connector Insertion Loss		MTP(SM): Max. 0.35 dB @ 1310&1550nm/ IEC 61300-3-4 Method B
Connector Return Loss		MTP(SM): Min. 60 dB @ 1310&1550nm

TESTING AND ENVIRONMENTAL

Storage Temperature	°C (°F)	-25 to 70 (-13 to 158)
Operation Temperature	°C (°F)	-20 to 60 (-4 to 140)
Installation Temperature	°C (°F)	-10 to 55 (14 to 131)

ORDERING INFORMATION

>30 m	1 PC drum
<30 m	1 Pc in a bag

ADDITIONAL ASSEMBLIES

Length	Model Name
10 m	FONF-FF06S-010M
20 m	FONF-FF06S-020M
30 m	FONF-FF06S-030M
40 m	FONF-FF06S-040M
50 m	FONF-FF06S-050M
60 m	FONF-FF06S-060M
70 m	FONF-FF06S-070M
80 m	FONF-FF06S-080M
90 m	FONF-FF06S-090M
100 m	FONF-FF06S-100M
110 m	FONF-FF06S-110M
120 m	FONF-FF06S-120M
130 m	FONF-FF06S-130M
140 m	FONF-FF06S-140M
150 m	FONF-FF06S-150M
160 m	FONF-FF06S-160M
170 m	FONF-FF06S-170M



FONF-FF06S-XXXM

HYBRIFLEX® Fiber Optic Cable Assembly, MTP12/APC Female to MTP12/APC Female, LSZH, indoor

180 m	FONF-FF06S-180M
190 m	FONF-FF06S-190M
200 m	FONF-FF06S-200M