

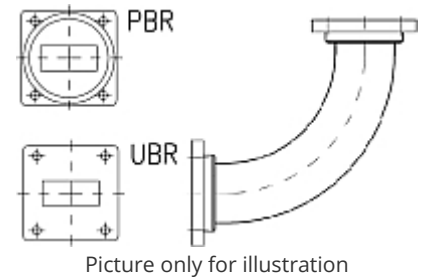


Rectangular Waveguide R 84 H-Bend 90 degree,  
flanges PBR/UBR 84,  $f = 6.57\text{--}9.99\text{ GHz}$ ,  
VSWR max 1.06,  $A = 100\text{ mm}$  (3.9in),  
gasket and screw kit enclosure  
made of brass

**FEATURES / BENEFITS**

Waveguide installation

- The rectangular waveguide component provides simple installation in particular difficult cases
- It can be installed where less space is available
- It provides outstanding electrical performance

**Technical features****STRUCTURE**

Type of Rectangular Waveguide Component		Bend in H-Plane
Waveguide Size IEC (EIA)		R84 (WR112)
Flange A		PBR84
Flange B		UBR84
Flange Finish		Brass un-plated
Package Quantity		1

**ELECTRICAL SPECIFICATIONS**

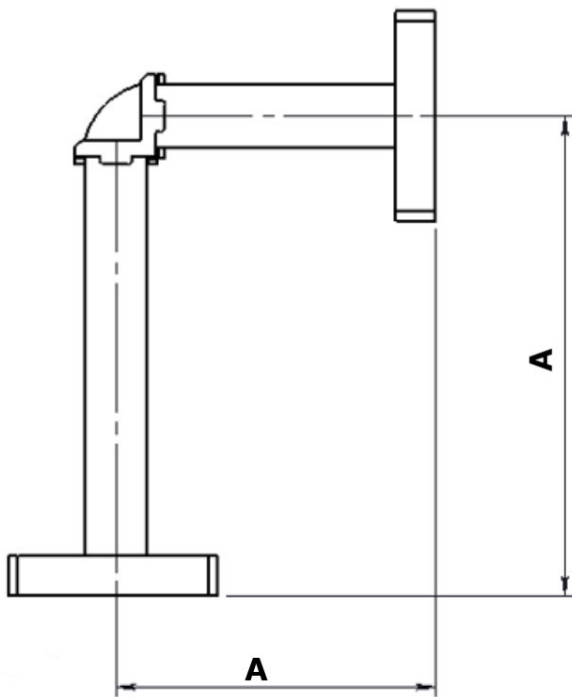
Minimum Return Loss (max. VSWR)	dB (VSWR)	30.7 (1.06)
---------------------------------	-----------	-------------

**MECHANICAL SPECIFICATIONS**

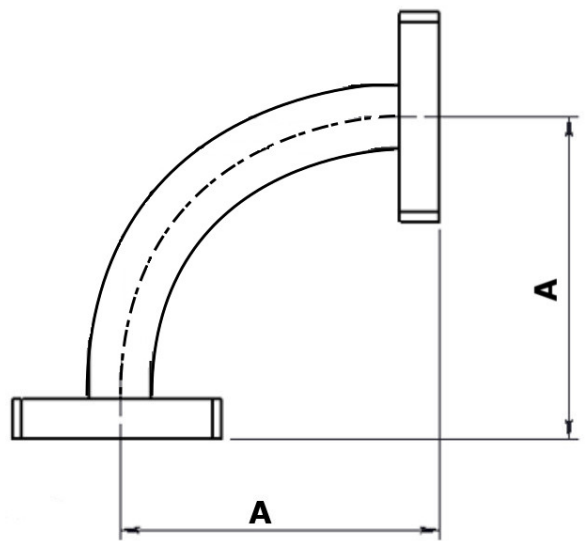
Bend/Twist	degree	90
Length	mm (in)	100 (3.9)

**MATERIAL**

Material		Brass
Color		Black



Design with casted bend



Design with arcuate waveguide bend

External Document Links

Notes