



SCF & LCF Jumper cables

CELLFLEX® Coaxial Cables

Installation Instruction

2800102-c

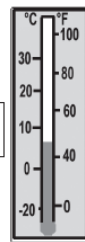
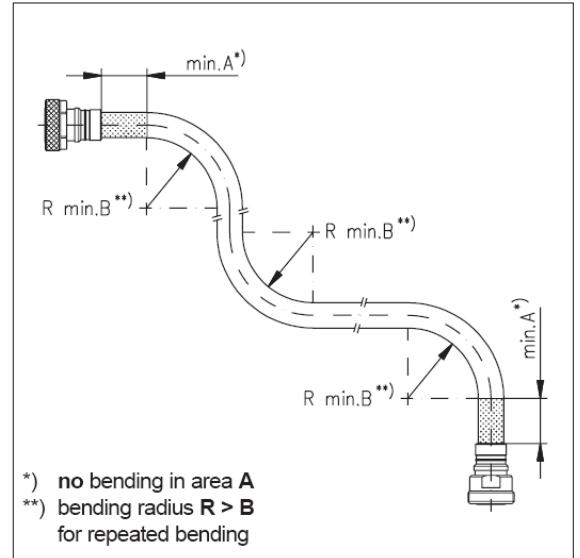
for CELLFLEX® cables

SCF14-50, SCF38-50, SCF12-50, LCF12-50

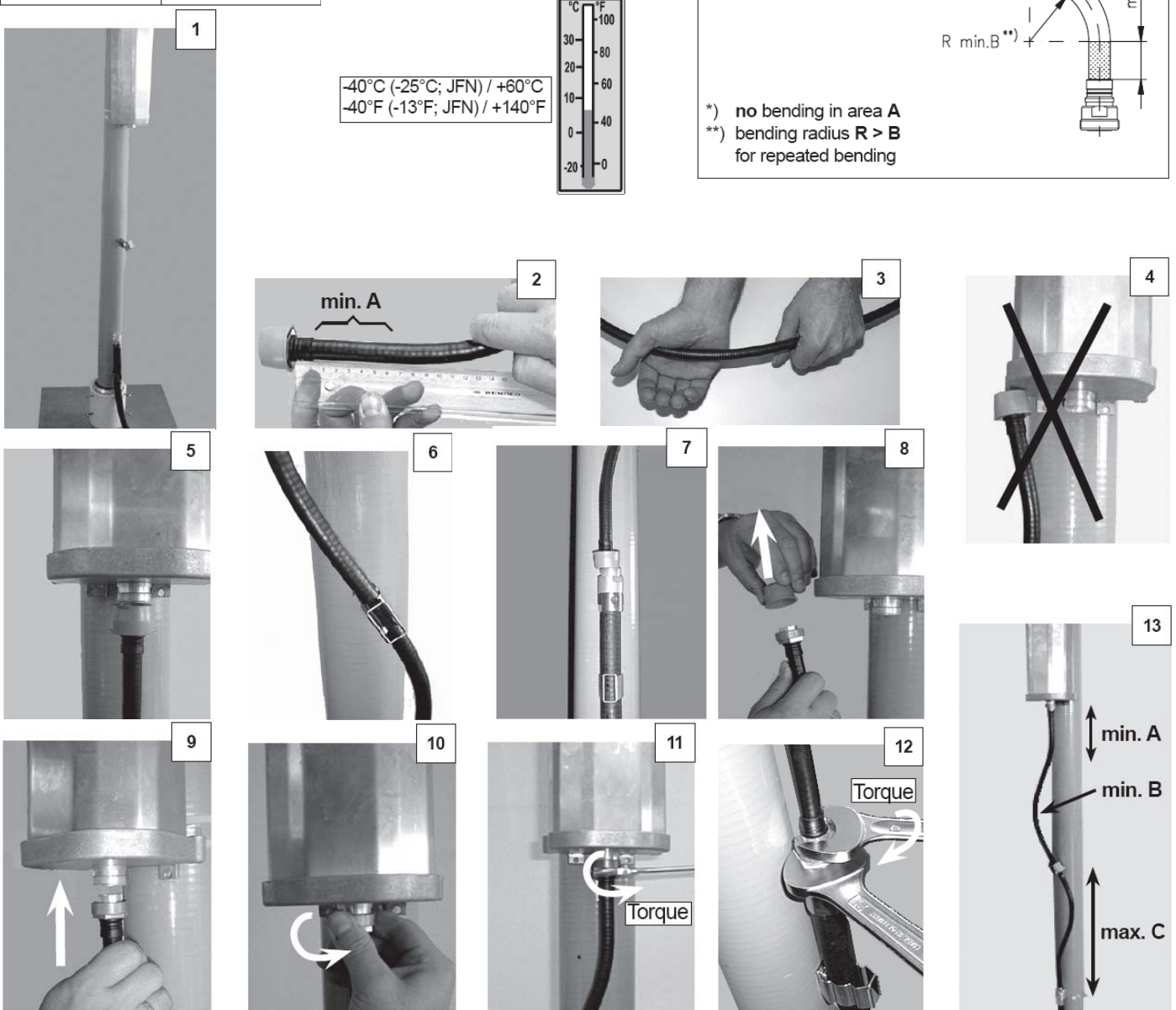
These instructions are written for qualified and experienced personnel. Please study them carefully before starting any work. Any liability or responsibility for the results of improper or unsafe installation practices is disclaimed. Please respect valid environmental regulations for assembly and waste disposal. Always make sure to use appropriate personal protection!

Cable	Dimension (mm)		
	min. A	min. B	max. C
SCF14-50	25	25	200
SCF38-50	35	25	250
SCF12-50	40	32	300
LCF12-50	50	125	600-1000

Connector	Torque (Nm)
TNC	0.7
N	1.1
4.1-9.5	10
7-16	30



-40°C (-25°C; JFN) / +60°C
 -40°F (-13°F; JFN) / +140°F



部件名称/Component Name	有毒有害物质或元素/Toxic or Hazardous Substances and Elements					
	铅/Pb	汞/Hg	镉/Cd	六价铬/Cr 6+	多溴联苯/PBB	多溴二苯醚/PBDE
金属零件/metal parts	X	O	O	O	O	O

产品在正常使用条件下,其环保使用期限才在此标识有效期内。/ The environmental protection use period is valid if the product is used as intended.





SCF & LCF Jumper cables

CELLFLEX® Coaxial Cables

Installation Instruction

2800102-c

for CELLFLEX® cables

SCF14-50, SCF38-50, SCF12-50, LCF12-50

In order to prevent Jumper cables against damaging e.g. due to cable movement by wind, it is strongly recommended to fix Jumper cables properly.


Recommended clamp for the fixation:



RSB-Clip with lining for SCF types,
without lining for LCF types

Model Number	For cable type
RSB-S14	SCF14-50
RSB-S38	SCF38-50
RSB-S12	SCF12-50
RSB-12	LCF12-50

Fixation possibilities (examples):




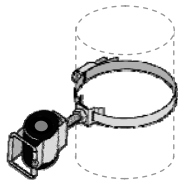
Model Number	For tube dimension
RMA-40	25mm – 40mm
RMA-60	40mm – 60mm
RMA-80	60mm – 80mm
RMA-100	80mm – 100mm
RMA-120	100mm – 120mm
RMA-140	120mm – 140mm
RMA-160	140mm - 160mm

STRAP-2

Consist of:

- 30 m of strap
- 50 pieces of fasteners

with Round member adapter (RMA-***) or Straptite kit (STRAP-2) directly onto tube




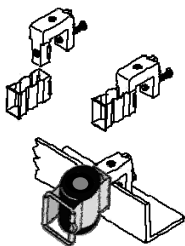
BHA8-030-R

Consist of:

- 1 pc. Threaded bar M8 L=300mm A2
- 3 pc. Hexagon Nut M8 A2
- 1 pc. Washer 8.4 DIN 125 A2
- 2 pc. Serrated washer 8x14
- 1 pc. Tower Round Base A2

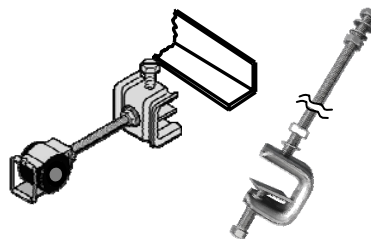
or in distance with Basic Hanger Assembly (BHA8-030-R) + RMA-***

Round member adapter not included!



RSB-310
Cleat for RSB-Clip

With Cleat (RSB-310) onto Flat-, Angle-, U-irons etc.

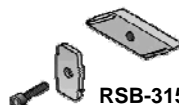
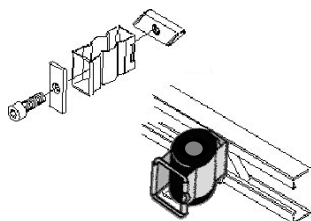


BHA8-030-C

Consist of:

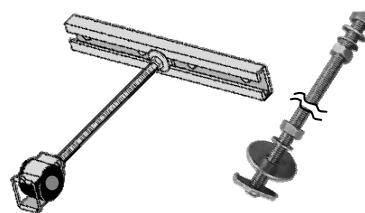
- 1 pc. Threaded bar M8 L=300mm A2
- 3 pc. Hexagon Nut M8 A2
- 1 pc. Washer 8.4 DIN 125 A2
- 2 pc. Serrated washer 8x14
- 1 pc. Cleat galv. steel

or in distance with Basic Hanger Assembly (BHA8-030C)



RSB-315
Fixation hardware
for anchor bar

With Fixation hardware (RSB-315) onto Anchor bar



BHA8-030-A

Consist of:

- 1 pc. Threaded bar M8 L=300mm A2
- 3 pc Hexagon Nut M8 A2
- 1 pc Washer 8.4 DIN 125 A2
- 2 pc Serrated washer 8x14
- 1 pc Washer 8.4x32x2 A2
- 1 pc. Insert for AC

or in distance with Basic Hanger Assembly (BHA8-030A)

