



The panel antenna I-ATP5-380/2700 is designed for broadband in-building DAS applications supporting all kind of mission critical and 4G commercial wireless communication networks. The antenna combines an aesthetical design with superior electrical characteristics notably a PIM optimized design to minimize network interferences.

The antenna is constructed from lightweight materials ideal for easy ceiling mounting. The low profile and off-white radome blends easily into most building aesthetics with minimum visual impact.

FEATURES / BENEFITS

- Wideband panel antenna supporting all wireless services in the frequency bands 380-530 / 698-960/1710-2700MHz
- Typically used in indoor distribution of LTE services in combination with mission critical communication systems
- PIM optimized antenna design (140dBc @2x20W)
- Aesthetical visual appearance, compact and lightweight
- Pigtail with N female connector



I-ATP5-380/2700

Technical features

GENERAL SPECIFICATIONS

Product Type		Panel Antenna
Techn. Application		Indoor

MECHANICAL SPECIFICATIONS

Number of Input Ports		1
Connectors		N female
Connector Cable	mm (in)	300 (11.81)
Mounting Hardware included		Wall installation
Height (Less Connectors)	mm (in)	65 (2.56)
Width (Less Connectors)	mm (in)	190 (7.48)
Length (Less Connectors)	mm (in)	308 (12.12)
Weight	kg (lb)	0.6 (1.32)

ELECTRICAL SPECIFICATIONS

Frequency	MHz	380 - 530	698 - 960	1710 - 2170
Gain, typ.	dBi	4.0 ± 1.0	5.0 ± 1.0	7.0 ± 1.0
max. VSWR		2.5	2.0	2.0
Beam width, Vertical, typ.	°	50	65	65
Beam width, Horizontal, typ.	°	150	90	75
Intermodulation (IM3) (2x20W)	dBc	/	140dBc	140dBc
Impedance, Ohm	Ω		50	
Polarization			Vertical	
Total Input Power max.	W		50	

MATERIAL

Radome Material		ABS
Radome Color		White (RAL9003)

TEMPERATURE SPECIFICATIONS

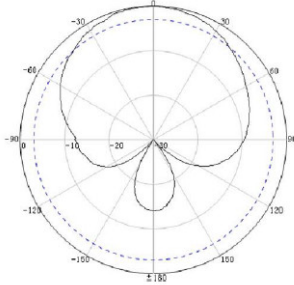
Operation Temperature	°C (°F)	-40 to 55 (-40 to 131)
-----------------------	---------	-------------------------



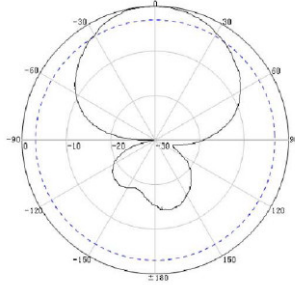
TESTING AND ENVIRONMENTAL

Environmental Class		Indoor
---------------------	--	--------

Horizontal Pattern

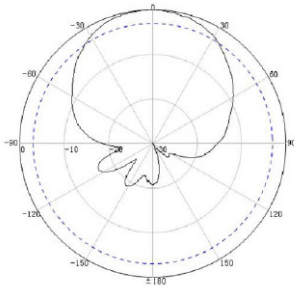


Vertical Pattern

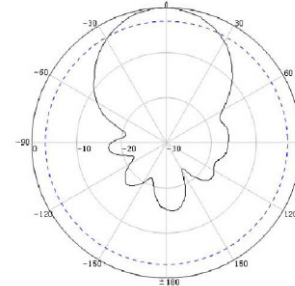


900MHz

Horizontal Pattern

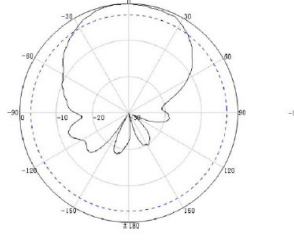


Vertical Pattern

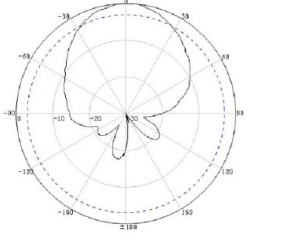


1710MHz

Horizontal Pattern



Vertical Pattern



2500MHz

External Document Links

Notes