



**716MR-LCF12-D01**


7-16 DIN Male Connector for 1/2" Coaxial Cable, OMNI FIT™ Premium, Right Angle, Polymer claw and compression sealing

OMNI FIT™ high performance connectors are designed for use with both CELLFLEX® (copper) and CELLFLEX® Lite (aluminium) cables. They are designed specifically to provide the highest quality connector-cable interface while simplifying and speeding up connector attachment. All RFS connectors are fully tested for mechanical and electrical compliance to industry specifications.

The 7-16 connector is the most rugged RF connection meeting all requirements even under the most severe environmental conditions. Sealing against outer conductor and jacket by means of the polymer claw and 360° compression fit. Multifunctional, self-lubricating HighTech polymer assembly locks on cable corrugation, avoids electrochemical potential differences and compression-fits to the jacket.

**FEATURES / BENEFITS**

- Ultra high PIM performance i.e. reduced interference leading to high customer satisfaction
- Two-piece design i.e. visual inspection of interlocking leads to improved installation security
- OMNI FIT™ concept i.e. streamlined order management and reduced stock level
- Watertight sealing in mated and unmated condition, i.e. reduced efforts during installation and improved security during operation
- Unique NiTin plating i.e. extreme resistance against corrosion even under hardest climatic and environmental circumstances
- Multi-thread (Tristart) design i.e. simplified and accelerated tightening process
- RoHS (EU) and CRoHS (China) compliant i.e. can be used on a global basis



OMNI FIT™ Premium Connectors

**Technical features**

**GENERAL SPECIFICATIONS**

Transmission Line Type		Coaxial Cable
Cable Size		1/2
Cable Type		Foam Dielectric
Model Series		LCF12-50 Series, ICA12-50 Series, RCF12-50 Series
Connector Interface		7-16 DIN
Connector Type		OMNI FIT™ PREMIUM Right Angle
Sealing Method		Polymer claw + 360° Compression
Gender		Male

**ELECTRICAL SPECIFICATIONS**

Nominal Impedance, ohms	Ohm	50
3rd Order IM Product @ 2x20 Watts	dBc	-163 ; typical -167
Maximum Frequency	GHz	3.7
VSWR, Return Loss	VSWR (dB)	0 < f ≤ 1.0 GHz: 1.04 (34.1) 1.0 < f ≤ 2.0 GHz: 1.06 (30.7) 2.0 < f ≤ 2.7 GHz: 1.08 (28.3) 2.7 < f ≤ 3.7 GHz: 1.10 (26.4)

**MECHANICAL SPECIFICATIONS**

Plating Outer/Inner		NiTin/Silver
Length	mm (in)	64.6 (2.54)
Outer Diameter	mm (in)	41.3 (1.63)
Inner Contact Attachment		Basket
Outer Contact Attachment		360° clamping



**716MR-LCF12-D01**

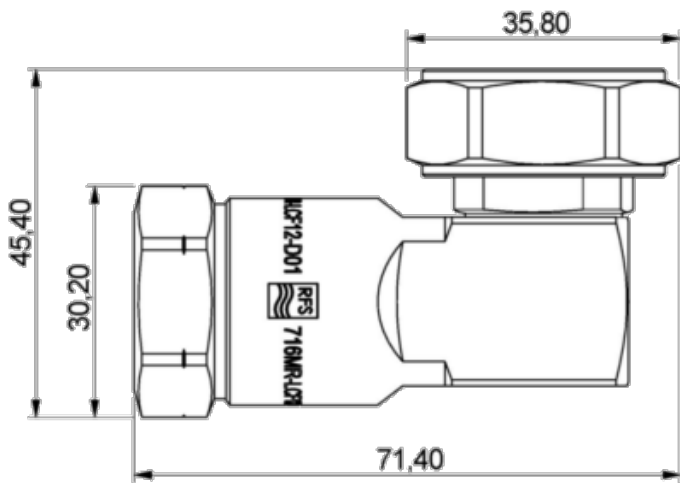
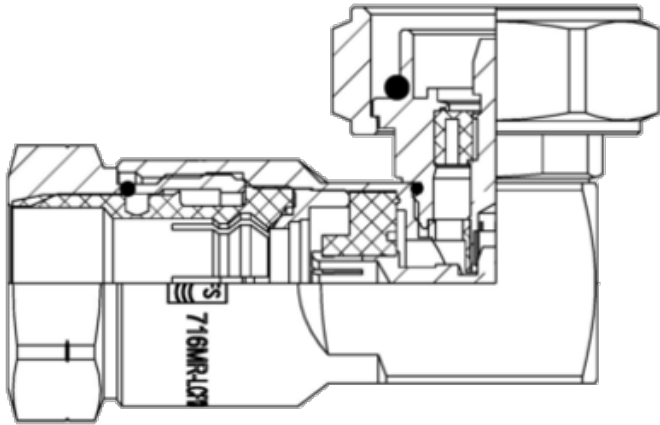
7-16 DIN Male Connector for 1/2" Coaxial Cable, OMNI FIT™ Premium, Right Angle, Polymer claw and compression sealing

**ACCESSORIES**

Wrench size front	mm (in)	32 (1-1/4)
Wrench size rear	mm (in)	26
Trimming Tool		TRIM-SET-L12-D01 TRIM-LCF12-D01-A

**TESTING AND ENVIRONMENTAL**

Waterproof Level		IP68
------------------	--	------



[External Document Links](#)  
[Installation Instruction](#)

[Notes](#)