



FEATURES / BENEFITS

- 4 ports / 2 cross pol systems in low band (694-960MHz)
- Integrated and field replaceable SRET
- ACU HW Version -2.02
- Compliant with AISG V2.0 and 3GPP



Technical features

ELECTRICAL SPECIFICATIONS

Electrical Specification Header		LOW BAND ARRAY (694-960 MHz) [R1]		
Frequency Band	MHz	694-806	790-894	880-960
Gain Typical	dBi	17.3	17.1	17.3
Gain Over all Tilts	dBi	15.6 +/- 1.7	16.8 +/- 0.3	16.9 +/- 0.4
Azimuth Beamwidth 3dB	Deg	65.3 +/- 5.8	59.4 +/- 2.8	59.7 +/- 2.3
Elevation Beamwidth 3dB	Deg	8.8 +/- 0.7	8 +/- 0.5	7.2 +/- 0.4
Cross Polar Discrimination at Boresight	dB	14.7	18.7	23.4
Cross Polar Discrimination over Sector	dB	7.8	11.2	10
F/B at +/-30deg Total Power	dB	21	21.8	19.4
First Upper Side Lobe Suppression	dB	15.7	16.2	12.6
Electrical Downtilt	Deg	2 to 12		
Cross Polar Isolation	dB	27		
Interband Isolation	dB	27		
VSWR	-	1.5		
Passive Intermodulation (3rd Order, 2 x 43dBm)	dBc	-153		
Maximum Effective Power per Port	Watt	350		



ELECTRICAL SPECIFICATIONS

Electrical Specification Header		LOW BAND ARRAY (694-960 MHz) [R2]		
Frequency Band	MHz	694-806	790-894	880-960
Gain Typical	dBi	17.1	17.1	17.3
Gain Over all Tilts	dBi	15.7 +/- 1.4	16.8 +/- 0.3	16.9 +/- 0.4
Azimuth Beamwidth 3dB	Deg	64.7 +/- 5.3	58.6 +/- 3.5	59.5 +/- 3.2
Elevation Beamwidth 3dB	Deg	8.7 +/- 0.7	7.9 +/- 0.5	7.1 +/- 0.5
Cross Polar Discrimination at Boresight	dB	12.9	18.2	23.7
Cross Polar Discrimination over Sector	dB	6.1	11.5	6
F/B at +/-30deg Total Power	dB	21.3	23.1	22
First Upper Side Lobe Suppression	dB	13.4	14.4	12.9
Electrical Downtilt	Deg	2 to 12		
Cross Polar Isolation	dB	27		
Interband Isolation	dB	27		
VSWR	-	1.5		
Passive Intermodulation (3rd Order, 2 x 43dBm)	dBc	-153		
Maximum Effective Power per Port	Watt	350		

MECHANICAL SPECIFICATIONS

Dimensions - H x W x D	mm (in)	2690 x 499 x 199 (105.9 x 19.6 x 7.8)		
Weight (Antenna Only)	kg (lb)	38 (83.8)		
Weight (Mounting Hardware only)	kg (lb)	4.5 (9.9)		
Packing size- HxWxD	mm (in)	2970 x 575 x 275 (116.9 x 22.6 x 10.8)		
Shipping Weight	kg (lb)	49 (108)		
Connector type		4 x 7/16 Female at bottom + 2 AISG connectors (1 male, 1 female)		
Radome Material / Color		Fiberglass / Light Grey RAL7035		

TESTING AND ENVIRONMENTAL

Temperature Range	°C (°F)	-40 to 60 (-40 to 140)		
Lightning protection		Direct Ground		
Survival/Rated Wind Velocity	km/h	200 (150)		
Wind Load @Rated Wind Front	N	1515		
Wind Load @Rated Wind Side	N	389		
Wind Load @Rated Wind Rear	N	1704		


ORDERING INFORMATION

Order No.	Configuration	Mounting Hardware	Mounting pipe Diameter	Shipping Weight
APXVBB26B-C-I20	Internal RET (ACU-I20-B2)	APM50-B1	50-110mm	49.0 kg


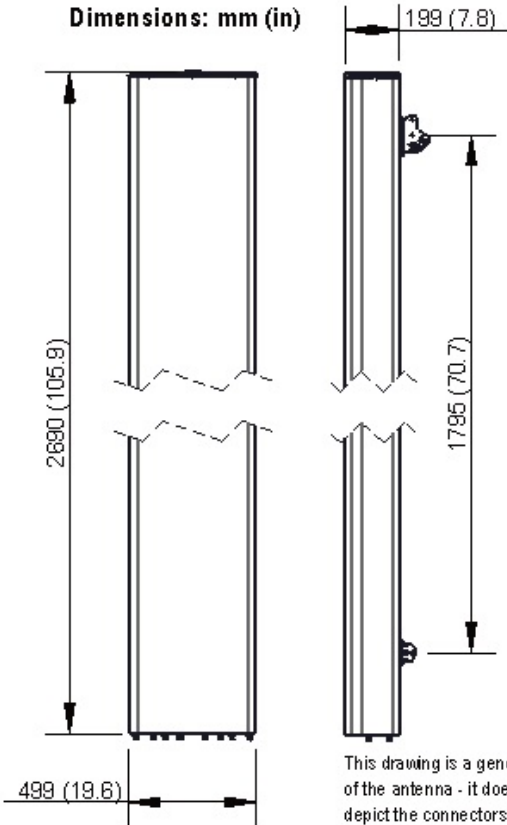


APXVBB26B-C-I20

4-Ports, X-Pol, Panel Antenna, 2.6m, 2x 694-960MHz, 65deg, Integrated RET



Dimensions: mm (in)



External Document Links

[APM50_Series_Installation_Instructions](#)

Notes

- All electrical parameters are compliant with BASTA NGMN 11.1 requirements.
- For additional mounting information please click "External Document Links".
- **Radiating patterns:** [Request pattern files](#)