



HA-FOJBF-OL-01SM-xx Series

HYBRIFLEX® Optical Fiber Cabling Solution, 1 Pair, Armored Bend-Insensitive Single-Mode Fiber with DLC to ODC Connectors

PRODUCT DESCRIPTION

RFS' HYBRIFLEX Remote Radio Head (RRH) hybrid feeder cabling solution combines any combination of optical fiber and/or DC power for RRHs in a single lightweight armored or unarmored cable, making it the world's most innovative solution for RRH deployments. Hybrid, Fiber Optic and DC riser trunk and jumper cables are available in a large variety of fiber counts, DC counts and cross sections. Both pre-connectorized and on-site options are available.



FEATURES / BENEFITS

- Armored, bend-insensitive fiber design with outstanding bending characteristics – Eases installation and provides long-term reliability
- Lightweight solution and compact design – Decreases tower loading
- Robust cabling – Eliminates need for expensive cable trays and ducts
- Indoor/Outdoor, black PVC jacket – Ensures long-lasting cable protection
- **100% Factory tested - Online test results available**

TECHNICAL FEATURES

STRUCTURE

Cable Type		HYBRIFLEX®
Fire Performance		Flame Retardant

MECHANICAL SPECIFICATIONS

Outer Diameter Nominal	mm (in)	4.8 (0.189)
Cable Weight	kg/m (lb/ft)	0.035 (0.023)
Minimum Bending Radius, Single Bend	mm (in)	50 (1.97)
Minimum Bending Radius, Multiple Bends	mm (in)	75 (2.95)
Recommended / Maximum Clamp Spacing	m (ft)	1 / 1.2 (3.25 / 4)

F/O CABLE SPECIFICATIONS

Number of F/O Pairs		1
F/O Cable Type		G657-A1 Single Mode, Bend Tolerant
Core/Clad	µm	9/125
Secondary Protection Nominal	µm (in)	900 (0.035)
F/O Standards (Meets or Exceeds)		RoHS Compliant
Optical Loss	dB/Km	0.5 @ 1310 nm 0.5 @ 1550 nm
Fiber Termination End 1		ODC socket
Fiber Termination End 2		DLC Connector

CABLE JACKET

UV-Protection Individual and External Jacket		Yes
Jacket Material		Flame Retardant, Indoor/Outdoor, Black, LSZH
Armor Type		Metal Armored Tube
Diameter Corrugated Armor	mm (in)	2.8 (0.11)



HA-FOJBF-OL-01SM-xx Series

HYBRIFLEX® Optical Fiber Cabling Solution, 1 Pair, Armored Bend-Insensitive Single-Mode Fiber with DLC to ODC Connectors

TESTING AND ENVIRONMENTAL

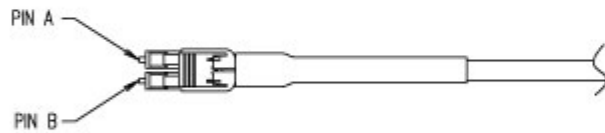
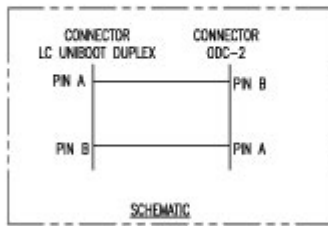
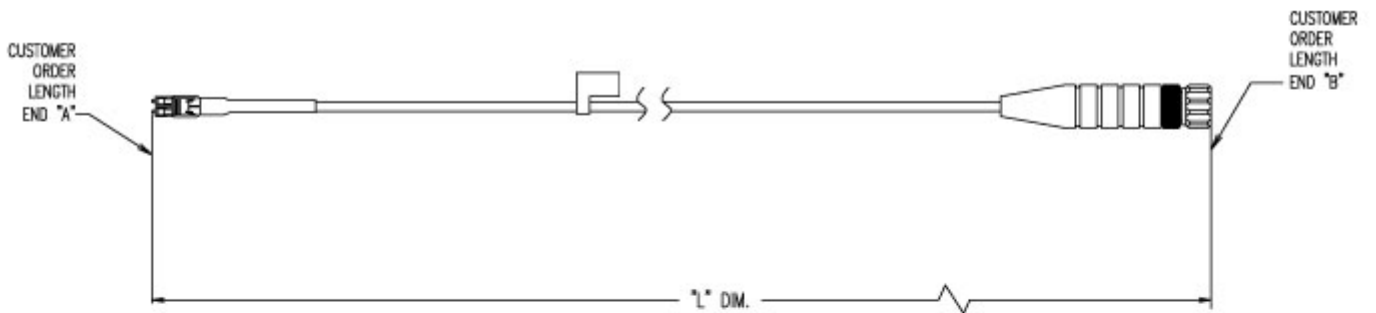
Storage Temperature	°C (°F)	-40 to 70 (-40 to 158)
Operation Temperature	°C (°F)	-40 to 65 (-40 to 149)
Installation Temperature	°C (°F)	-20 to 65 (-4 to 149)

EXTERNAL DOCUMENT LINKS

On-line Factory Test Results: [View](#)

NOTES

Optimized for OCTIS field installation



ADDITIONAL ASSEMBLIES - 1 PAIR SM FIBER

Length, m	Model Number
1	HA-FOJBF-OL-01SM-1
3	HA-FOJBF-OL-01SM-3
5	HA-FOJBF-OL-01SM-5
10	HA-FOJBF-OL-01SM-10
20	HA-FOJBF-OL-01SM-20