




**PRODUCT DESCRIPTION**

RFS' HYBRIFLEX Remote Radio Head (RRH) hybrid feeder cabling solution combines optical fiber and DC power for RRHs in a single lightweight aluminum corrugated cable, making it the world's most innovative solution for RRH deployments. It was developed to reduce installation complexity and costs at Cellular sites.

HYBRIFLEX allows mobile operators deploying an RRH architecture to standardize the RRH installation process. HYBRIFLEX combines optical fiber (multi-mode or single-mode) and power in a single corrugated cable. It may eliminate the need for junction boxes as well as works in conjunction with and can connect multiple RRHs with a single feeder. Standard RFS CELLFLEX® accessories can be used with HYBRIFLEX cable. Both pre-connectorized and on-site options are available.



**FEATURES / BENEFITS**

- Aluminum corrugated armor with outstanding bending characteristics – Minimizes installation time and enables mechanical protection and shielding
- Same accessories as 7/8" coaxial cable
- Outer conductor grounding – Utilizes same grounding methods as coaxial cable
- Lightweight solution and compact design – Decreases tower loading
- Robust cabling – Eliminates need for expensive cable trays and ducts
- Installation of tight bundled fiber optic cable pairs directly to the RRH – Reduces CAPEX and wind load by eliminating need for interconnection
- Optical fiber and power cables housed in single corrugated cable – Saves CAPEX by standardizing RRH cable installation and reducing installation requirements
- Outdoor, black PE jacket – Ensures long-lasting cable protection

**TECHNICAL FEATURES**

**STRUCTURE**

<b>Cable Type</b>		HYBRIFLEX®
<b>Size</b>		7/8"
<b>Length</b>	m (ft)	79.2 (260)

**MECHANICAL SPECIFICATIONS**

<b>Outer Diameter Nominal</b>	mm (in)	28.2 (1.11)
<b>Cable Weight</b>	kg/m (lb/ft)	1.79 (1.2)
<b>Minimum Bending Radius, Single Bend</b>	mm (in)	125 (5)
<b>Minimum Bending Radius, Multiple Bends</b>	mm (in)	254 (10)
<b>Recommended / Maximum Clamp Spacing</b>	m (ft)	1 / 1.2 (3.25 / 4)

**ARMOR SPECIFICATIONS**

<b>Armor Type</b>		Corrugated Aluminum
<b>Maximum DC-Resistance of Armor</b>	Ω/km (Ω/kft)	1.05 (0.32)
<b>Diameter Corrugated Armor</b>	mm (in)	25.4 (0.99)



**CABLE JACKET**

UV-Protection Individual and External Jacket		Yes
Jacket Material		Outdoor, Polyethylene, Black

**DC POWER CABLE SPECIFICATIONS**

Number of DC Pairs		3
Maximum DC-Resistance Power Cable	Ω/km (Ω/kft)	1.4 (0.42)
Cross Section of Power Cable	mm <sup>2</sup> (AWG)	13.3 (6)
DC Wire Jacket Material		PVC/Nylon
DC Cable Single Bending Radius	mm (in)	83 (3.3)
DC Cable Diameter	mm (in)	6.45 (0.25)
DC Standards (Meets or Exceeds)		For use in Type MC per UL 1569, PVC Nylon, RoHS/REACH Compliant
Break-out Length (Top)	mm (in)	609 (24)
Break-out Length (Bottom)	mm (in)	1016 (40)

**F/O CABLE SPECIFICATIONS**

F/O Cable Type		G657-A1 Single Mode, Bend Tolerant
Number of F/O Pairs		6
Core/Clad	μm	9/125
Secondary Protection Nominal	μm (in)	900 (0.035)
Single Bending Radius	mm (in)	83 (3.3)
F/O Standards (Meets or Exceeds)		UL Listed Type OFNR (UL1666), RoHS Compliant
Optical Loss	dB/Km	0.5 @ 1310 nm 0.5 @ 1550 nm
Fiber Termination End 1		DLC connector
Fiber Termination End 2		DLC connector
FO Break-out Length (Top)	mm (in)	889 (35)
FO Break-out Length (Bottom)	mm (in)	1016 (40)

**TESTING AND ENVIRONMENTAL**

Storage Temperature	°C (°F)	-40 to 70 (-40 to 158)
Operation Temperature	°C (°F)	-40 to 65 (-40 to 149)
Installation Temperature	°C (°F)	-20 to 65 (-4 to 149)



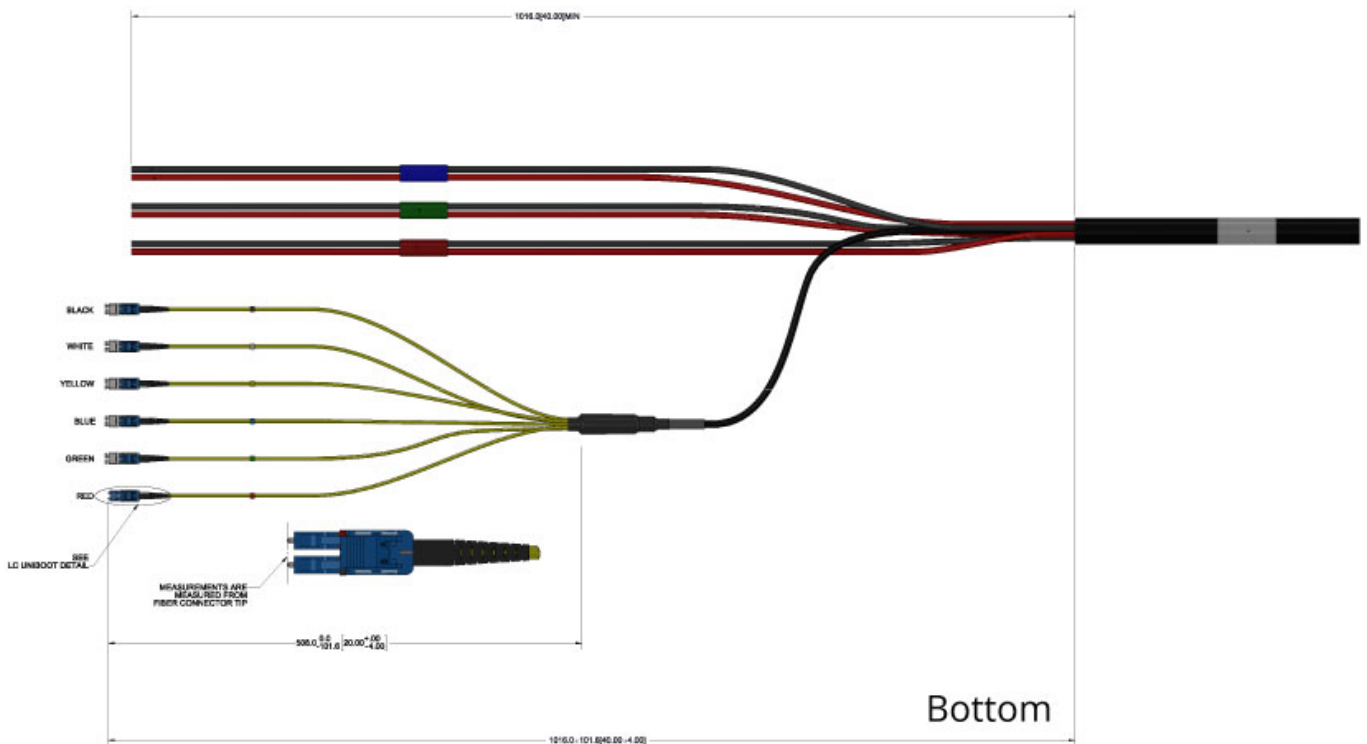
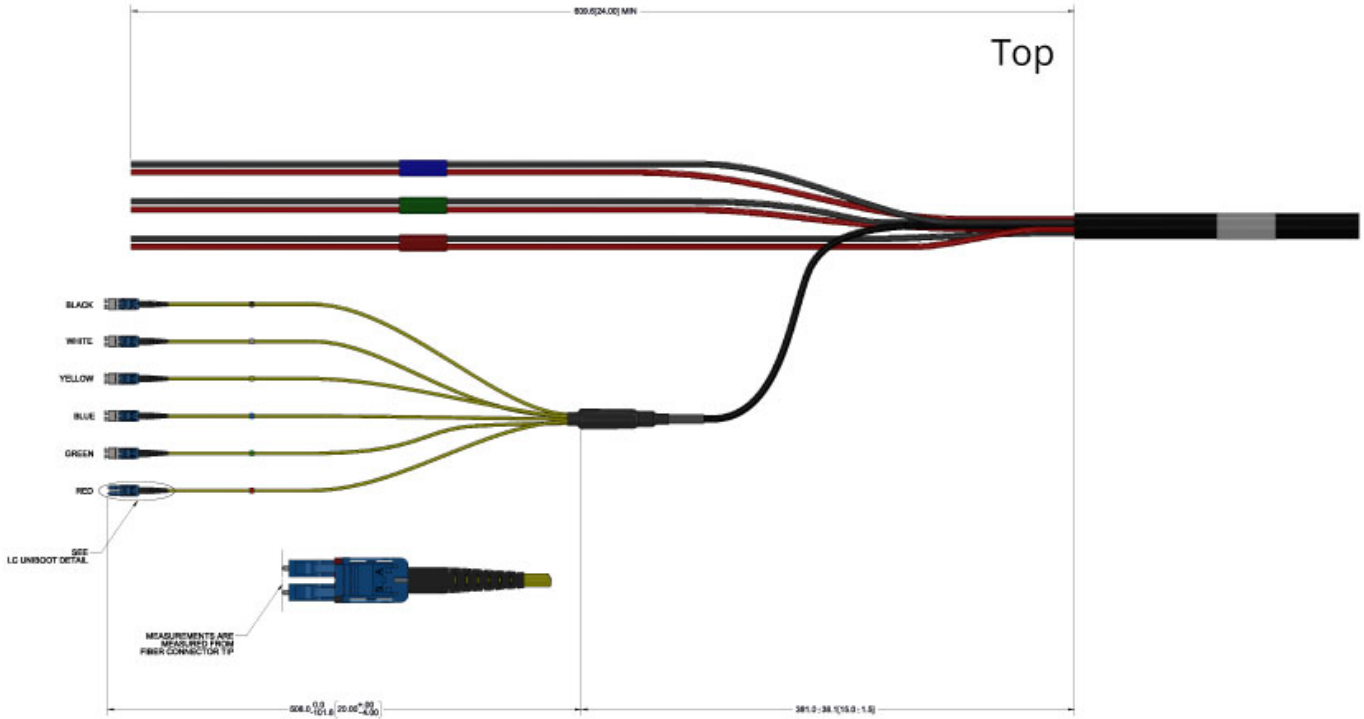
**EXTERNAL DOCUMENT LINKS**

Installation Guidelines: [Download](#)

On-line Factory Test Results: [View](#)

**NOTES**

Nominal length equals length of trunk not including top and bottom breakouts; breakout lengths add additionally to the total assembly length tip to tip.





**HB078-13U3S6-260J**

HYBRIFLEX® Hybrid Feeder Cabling Solution 3x6, 7/8", 3 pair 6AWG, 6 pair Single-Mode Fiber, DLC to DLC Connectors, 260 ft

**ADDITIONAL ASSEMBLY LENGTHS**

Length (ft)	Model Number
10	HB078-13U3S6-10J
20	HB078-13U3S6-20J
30	HB078-13U3S6-30J
40	HB078-13U3S6-40J
50	HB078-13U3S6-50J
60	HB078-13U3S6-60J
70	HB078-13U3S6-70J
80	HB078-13U3S6-80J
90	HB078-13U3S6-90J
100	HB078-13U3S6-100J
110	HB078-13U3S6-110J
120	HB078-13U3S6-120J
130	HB078-13U3S6-130J
140	HB078-13U3S6-140J
150	HB078-13U3S6-150J
160	HB078-13U3S6-160J

**ADDITIONAL ASSEMBLY LENGTHS**

Length (ft)	Model Number
170	HB078-13U3S6-170J
180	HB078-13U3S6-180J
190	HB078-13U3S6-190J
200	HB078-13U3S6-200J
210	HB078-13U3S6-210J
220	HB078-13U3S6-220J
230	HB078-13U3S6-230J
240	HB078-13U3S6-240J
250	HB078-13U3S6-250J
260	HB078-13U3S6-260J
270	HB078-13U3S6-270J
280	HB078-13U3S6-280J
290	HB078-13U3S6-290J
300	HB078-13U3S6-300J