



The omnidirectional antenna I-ATO5-43-380/6000 is designed for broadband in-building DAS applications supporting all kind of safety as well 4G/5G commercial wireless communication networks and WiFi/WLAN in all bands.

The antenna combines an aesthetical design with superior electrical characteristics notably a PIM optimized design to minimize network interferences.

The antenna is constructed from lightweight materials ideal for easy ceiling mounting. The low profile and off-white radome blends easily into most building aesthetics with minimum visual impact.

FEATURES / BENEFITS

- Wideband omnidirectional antenna, supporting all wireless services in the frequency bands 380-520 / 698-960/ 1710-6000MHz
- Aesthetical visual appearance, compact and light weight
- Indoor distribution of safety and commercial wireless services
- PIM optimized antenna design (up to 153dBc @2x20W)
- Easy installation, ceiling mounting



I-ATO5-43-380/6000

Technical features**GENERAL SPECIFICATIONS**

Product Type		Omnidirectional Antenna
Techn. Application		Indoor

MECHANICAL SPECIFICATIONS

Number of Input Ports		1
Connectors		4.3-10 female
Connector Cable	mm (in)	300 (11.81)
Mounting Hardware included		Ceiling, via hole
Height (Less Connectors)	mm (in)	152 (6)
Diameter (Less Connectors)	mm (in)	298 (11.7)
Width (Less Connectors)	mm (in)	4.3 (0.169)
Length (Less Connectors)	mm (in)	4.3 (0.169)
Weight	kg (lb)	0.9 (1.98)

ELECTRICAL SPECIFICATIONS

Frequenz	MHz	380-520	698-960	1710-6000
Gain	dBi	2.0 ± 1.0	2.5 ± 1.0	4.0 ± 1.0
Beamwidth, vertical, typ.	°	90	90	35
VSWR	-	3.0	2.0	2.0
Intermodulation (IM3) (2x20W)	dBc	-	153dBc	153dBc
Impedance, Ohm	Ω		50	
Polarization			Vertical	
Total Input Power max.	W		50	

MATERIAL

Radome Material		ABS
Radome Color		White (RAL 9003)

TEMPERATURE SPECIFICATIONS

Operation Temperature	°C (°F)	-40 to 55 (-40 to 131)
-----------------------	---------	-------------------------

**TESTING AND ENVIRONMENTAL**

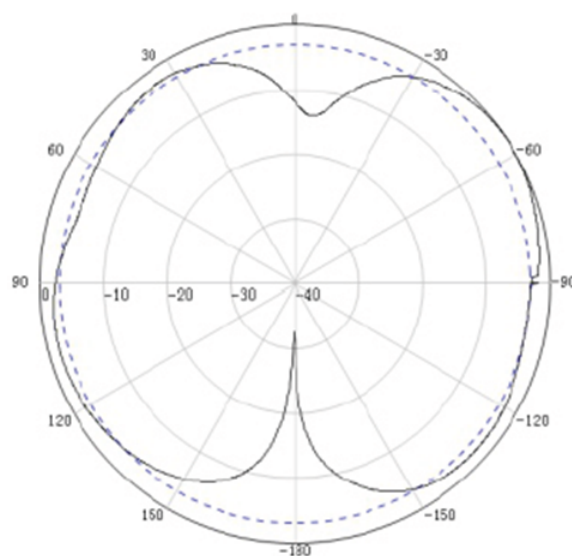
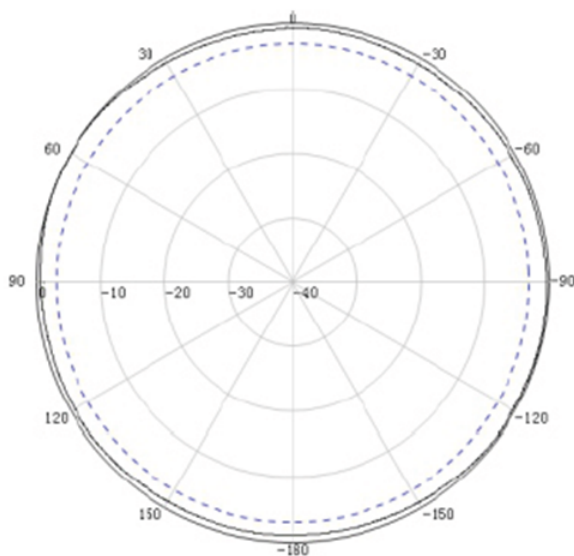
Environmental Class

Indoor

Horizontal Pattern

Vertical Pattern

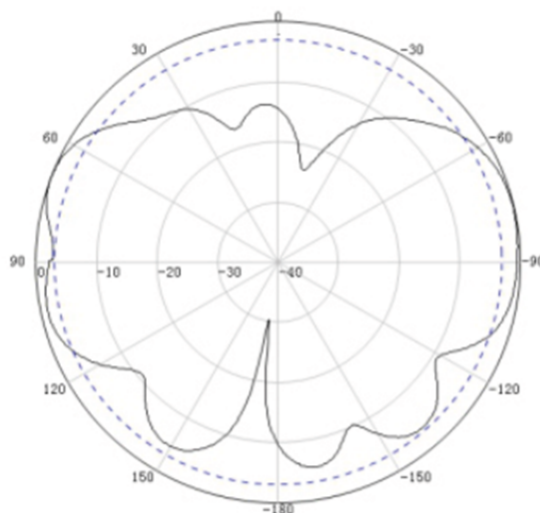
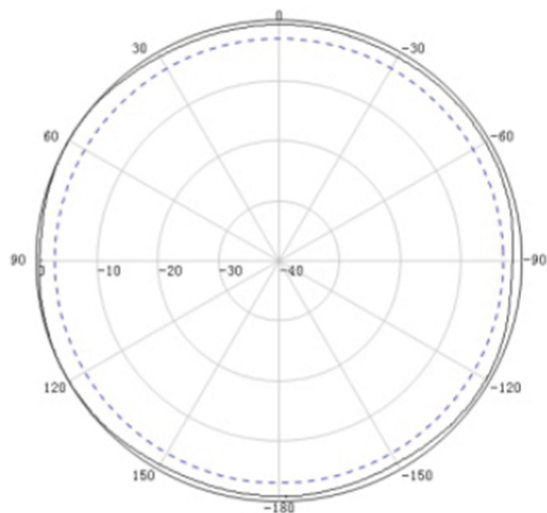
800MHz

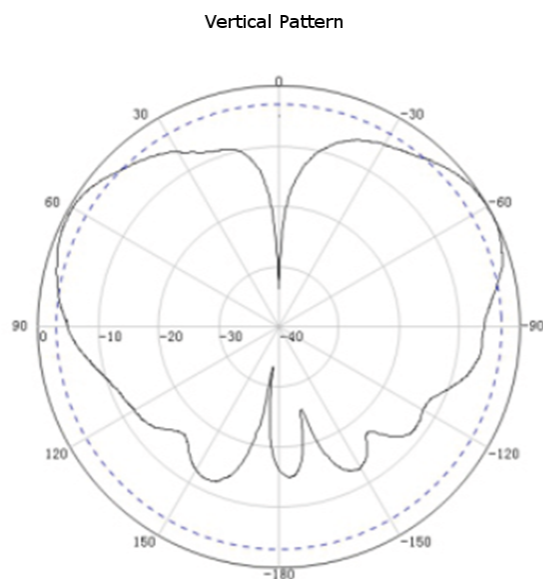
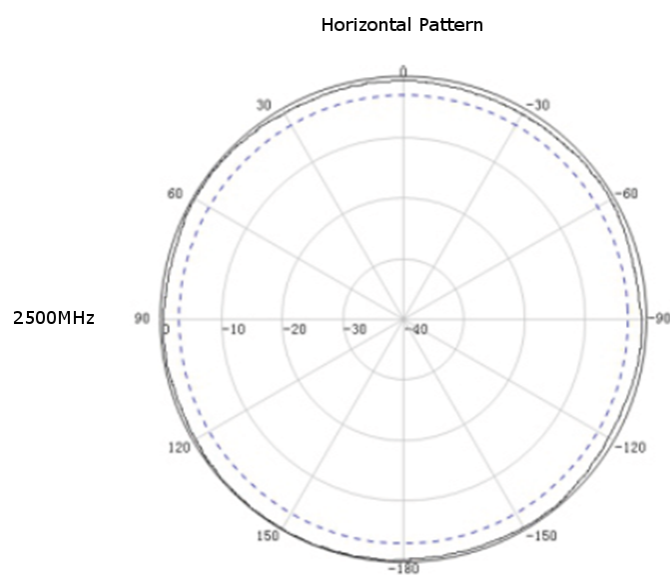


Horizontal Pattern

Vertical Pattern

1710MHz





External Document Links

Notes