



The omnidirectional antenna I-ATO5-698/3800 is designed for broadband in-building DAS applications supporting all kind of safety as well as 4G and 5G commercial wireless communication networks. The antenna combines an aesthetical design with superior electrical characteristics notably a PIM optimized design to minimize network interferences. The antenna is constructed from lightweight materials ideal for easy ceiling mounting. The low profile and off-white radome blends easily into most building aesthetics with minimum visual impact.



I-ATO5-698/3800

**FEATURES / BENEFITS**

- Wideband omni antenna, supporting all wireless services in the frequency bands 698-960/1427-2700MHz/3400-3800MHz
- Typically used in indoor distribution of 2G / 3G / 4G / 5G wireless services in all standardized frequency bands
- PIM optimized antenna design (-153dBc @2x20W)
- Aesthetical visual appearance, compact and light weight
- Low return loss, stable performance
- Pigtail with N female connector
- Ceiling mounting

**Technical features**

**GENERAL SPECIFICATIONS**

Product Type		Omnidirectional Antenna
Techn. Application		Indoor

**MECHANICAL SPECIFICATIONS**

Number of Input Ports		1
Connectors		N female
Connector Cable	mm (in)	300 (11.8)
Mounting Hardware included		mountig clamp
Height (Less Connectors)	mm (in)	115 (4.53)
Diameter (Less Connectors)	mm (in)	203 (8)
Weight	kg (lb)	0.37 (0.82)

**ELECTRICAL SPECIFICATIONS**

Frequenz	MHz	698-806	806-960	1427-1710	1710-2700	3400-4000
Gain, typ	dBi	1.8	2.0	3.0	3.0	4.5
VSWR		1.8	1.5	1.8	1.5	1.8
Impedance, Ohm	Ω	50				
Polarization		Vertical				
Intermodulation (IM3)		-153 dBc				
Total Input Power max.	W	50				

**MATERIAL**

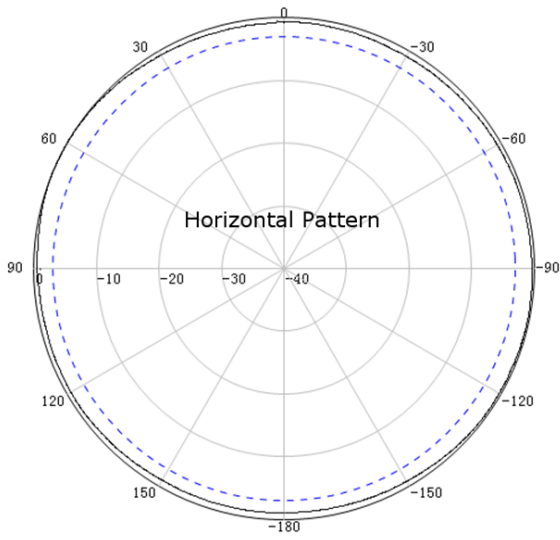
Radome Material		ABS
Radome Color		White ( RAL 9003 )

**TEMPERATURE SPECIFICATIONS**

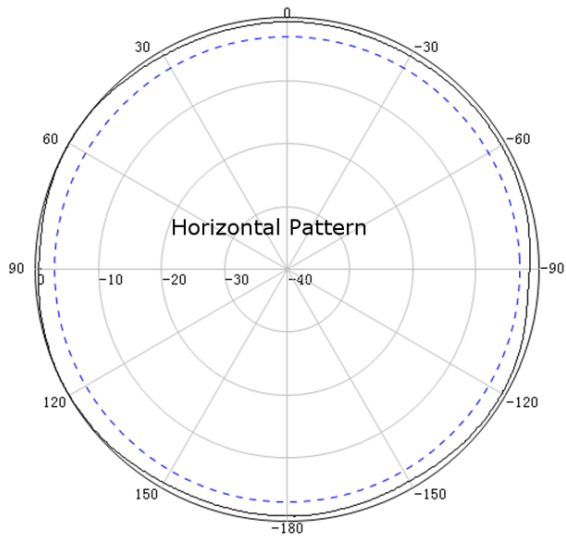
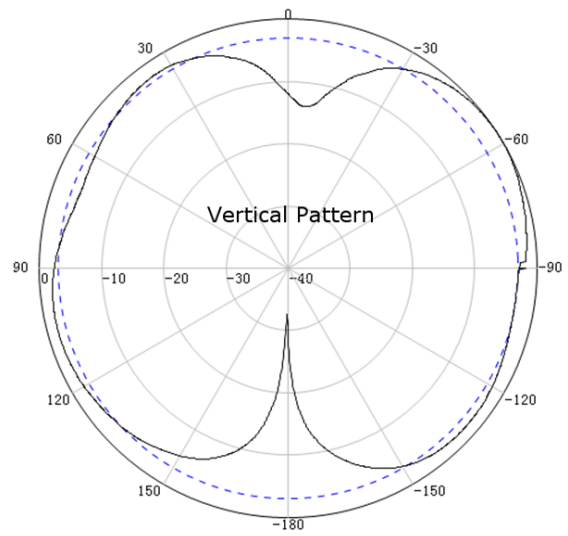
Operation Temperature	°C (°F)	-40 to 55 (-40 to 131 )
-----------------------	---------	-------------------------

**TESTING AND ENVIRONMENTAL**

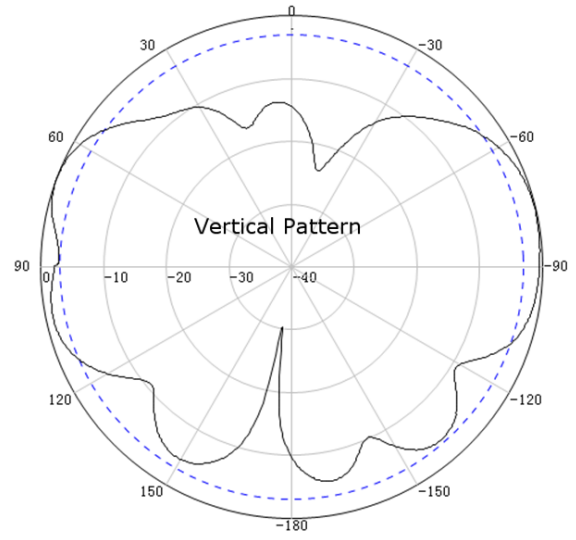
Environmental Class		Indoor
---------------------	--	--------

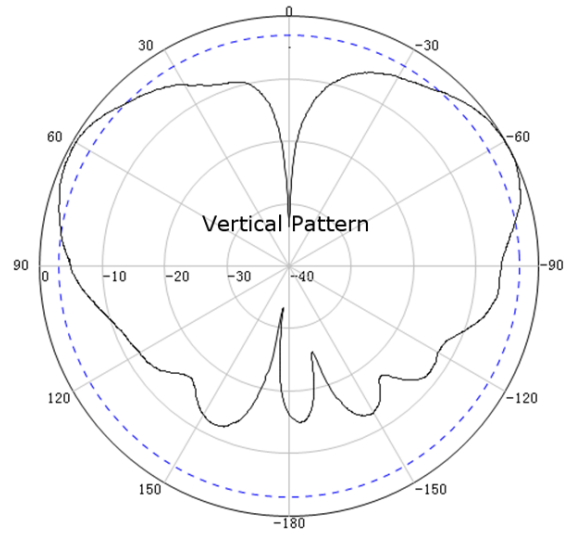
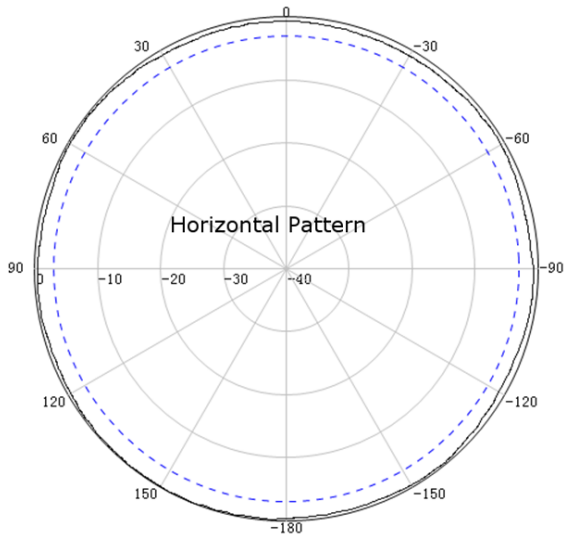


900 MHz



1710 MHz





2500 MHz

External Document Links

Notes