



The omnidirectional antenna I-ATO5-698/4000 is designed for broadband in-building DAS applications supporting all kind of safety as well as 4G and 5G commercial wireless communication networks. The antenna combines an aesthetical design with superior electrical characteristics notably a PIM optimized design to minimize network interferences. The antenna is constructed from lightweight materials ideal for easy ceiling mounting. The low profile and off-white radome blends easily into most building aesthetics with minimum visual impact.



I-ATO5-698/4000

**FEATURES / BENEFITS**

- Wideband omnidirectional antenna supporting all wireless services in the frequency bands 698-960 / 1710-2700 / 3400-4000MHz
- Typically used in indoor distribution of 2G / 3G / 4G / 5G wireless services in all standardized frequency bands
- PIM optimized antenna design (150dBc @2x20W)
- Aesthetical visual appearance, compact and light weight
- Low loss pigtail with N-female connector
- Ideal for 4G LTE multi-band MIMO applications

**Technical features**

**GENERAL SPECIFICATIONS**

Product Type		Omnidirectional Antenna
Techn. Application		Indoor

**MECHANICAL SPECIFICATIONS**

Number of Input Ports		2
Connectors		N female
Height (Less Connectors)	mm (in)	40 (1.57)
Diameter (Less Connectors)	mm (in)	218 (8.58)
Weight	kg (lb)	0.5 (1.1)

**ELECTRICAL SPECIFICATIONS**

Frequenz	MHz	698-960	1710-2700	3400-4000
Gain, typ.	dBi	3.5	4.5	5.0
VSWR		2.0	2.0	2.0
Beamwidth, Vertical, typ.	°	90	45	35
Impedance, Ohm	Ω		50	
Polarization			Linear x2	
Intermodulation (IM3)			-150 dBc	
Total Input Power max.	W		50	

**MATERIAL**

Radome Material		ABS
Radome Color		White (RAL 9003)

**TEMPERATURE SPECIFICATIONS**

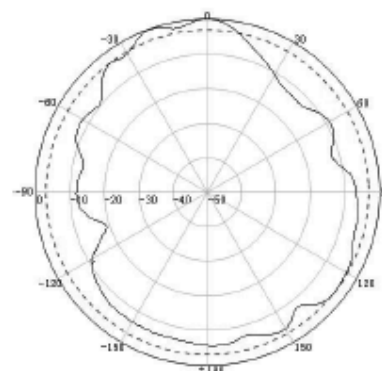
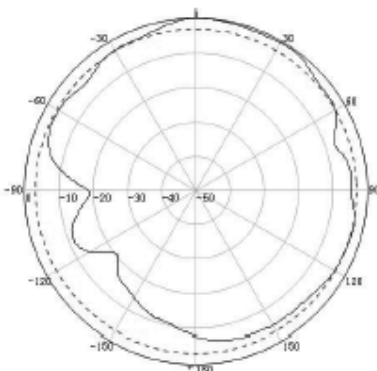
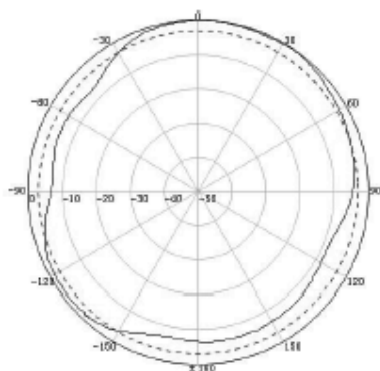
Operation Temperature	°C (°F)	-40 to 55 (-40 to 131 )
-----------------------	---------	-------------------------

**TESTING AND ENVIRONMENTAL**

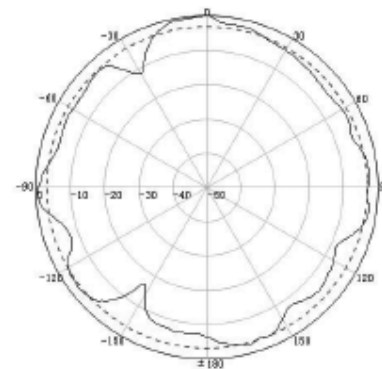


Environmental Class		Indoor
---------------------	--	--------



Horizontal pattern



Vertical pattern



900MHz

1710MHz

2500MHz

External Document Links

Notes

Ceiling mounting via hole (standard)

Typical isolation between polarizations: >17dB (698-960MHz),

>20dB (1710-2700MHz, 3400-4000MHz)