




The panel antenna I-ATP5-43-698/3800 is designed for broadband in-building DAS applications supporting all kind of safety as well as 4G and 5G commercial wireless communication networks. The antenna combines an aesthetical design with superior electrical characteristics notably a PIM optimized design to minimize network interferences. The antenna is constructed from lightweight materials ideal for easy ceiling mounting. The low profile and off-white radome blends easily into most building aesthetics with minimum visual impact.



I-ATP5-43-698/3800

FEATURES / BENEFITS

- Wideband omni antenna, supporting all wireless services in the frequency bands 698-960/1427-2700MHz/3400-4000MHz
- Typically used in indoor distribution of 2G/3G/4G/5G wireless services in all standardized frequency bands
- PIM optimized antenna design (-153dBc @2x20W)
- Aesthetical visual appearance, compact and light weight
- Low return loss, stable performance
- Pigtail with 4.3-10 female connector
- Ceiling mounting

Technical features

GENERAL SPECIFICATIONS

Product Type		Panel Antenna
Techn. Application		Indoor

MECHANICAL SPECIFICATIONS

Number of Input Ports		1
Connectors		4.3-10 female
Connector Cable	mm (in)	300 (11.8)
Mounting Hardware included		Wall bracket, screws
Height (Less Connectors)	mm (in)	180 (7.09)
Width (Less Connectors)	mm (in)	170 (6.7)
Length (Less Connectors)	mm (in)	60 (2.36)
Weight	kg (lb)	0.4 (0.88)

ELECTRICAL SPECIFICATIONS

Frequency	MHz	698 - 806	806 - 960	1710-2170	2200-2700	3400-4000
Gain, typ.	dBi	5.0 ± 1.0	6.0 ± 1.0	7.0 ± 1.0	7.0 ± 1.0	5.5 ± 0.5
VSWR	max	1.8	1.8	1.8	1.8	1.8
Beam width, Vertical, typ.	°	73	70	60	60	30
Beam width, Horizontal, typ.	°	80	80	65	60	55
Front-To-Back-Ratio	dB	5	8	10	15	10
Impedance, Ohm	Ω	50				
Polarization		Vertical				
Intermodulation (IM3)		-153dBc (2 x 43dBm)				
Total Input Power max.	W	100				

MATERIAL

Radome Material		ABS
Radome Color		White (RAL9003)

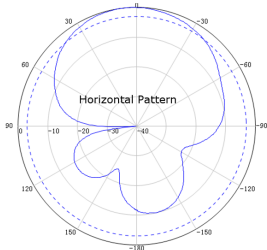


TEMPERATURE SPECIFICATIONS

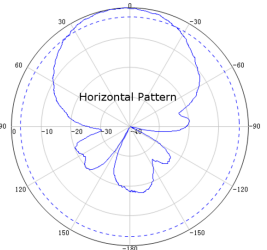
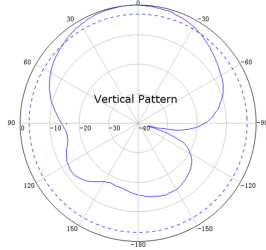
Operation Temperature	°C (°F)	-40 to 55 (-40 to 131)
------------------------------	---------	-------------------------

TESTING AND ENVIRONMENTAL

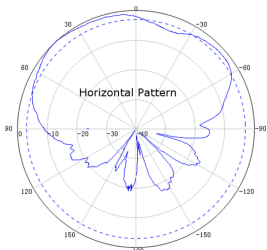
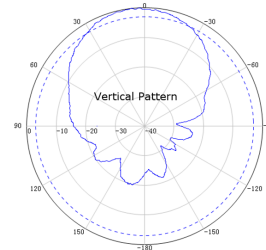
Environmental Class		Indoor
----------------------------	--	--------



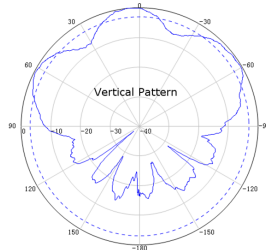
900 MHz



1880 MHz



3500 MHz



External Document Links

Notes