



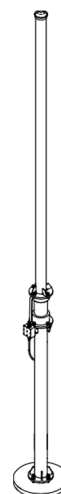
This monopole antenna has been designed for HF receiving applications where high reliability and stable performance are required. The antenna is suited for use in an array. The antenna consists of two rugged galvanised steel tubes with a ceramic insulator fitted approximately one-third of the way up from the base of the antenna.

This antenna will provide good performance from 1.5 to 32 MHz. For enhanced performance, models MLB-130 and MHB-65 can be used together to provide separate low band and high band receiving elements. Refer to external document link.

A transformer is fitted across the insulator that provides a suitable impedance transformation to a 50-ohm coaxial cable. The combination of elevated feed point height and transformer impedance provides a good impedance match over a wide operating bandwidth. This antenna will provide good performance from 1.5 to 32 MHz.

For enhanced performance, models MLB-130 and MHB-65 can be used together to provide separate low band and high band receiving elements. Refer external document link.

A radial earth mat of any length, consisting of up to 64 copper wires can be fitted to the base of the antenna, to stabilise antenna impedance and radiation patterns.

**FEATURES / BENEFITS**

- Rugged, high-reliability construction
- Proven performance over many decades in harsh environmental conditions
- No antenna guys are required.
- Cyclonic wind rating

Technical features**ELECTRICAL SPECIFICATIONS**

Frequency Range	MHz	1.5 - 32
Polarization		Vertical
Elevation Radiation Pattern		Refer to plot
Azimuth Radiation Pattern		Omni Directional
Maximum Power Rating	kW	0.25 average
Input Connector		N-type socket
Impedance (unbalanced), ohms	Ω	50

MECHANICAL SPECIFICATIONS

Mounting		Single concrete footing in ground
Wind Survival Rating (no ice)	km/h (mph)	337 (209)
Wind Load Comment		See Note 1

ENVIRONMENTAL SPECIFICATIONS

Operating Temperature Range	$^{\circ}\text{C}$ ($^{\circ}\text{F}$)	-20 to 70 (-4 to 158)
-----------------------------	---	-----------------------

MATERIAL

Material - Earth Mat		Up to 64 Copper Radials, Length as required
----------------------	--	---

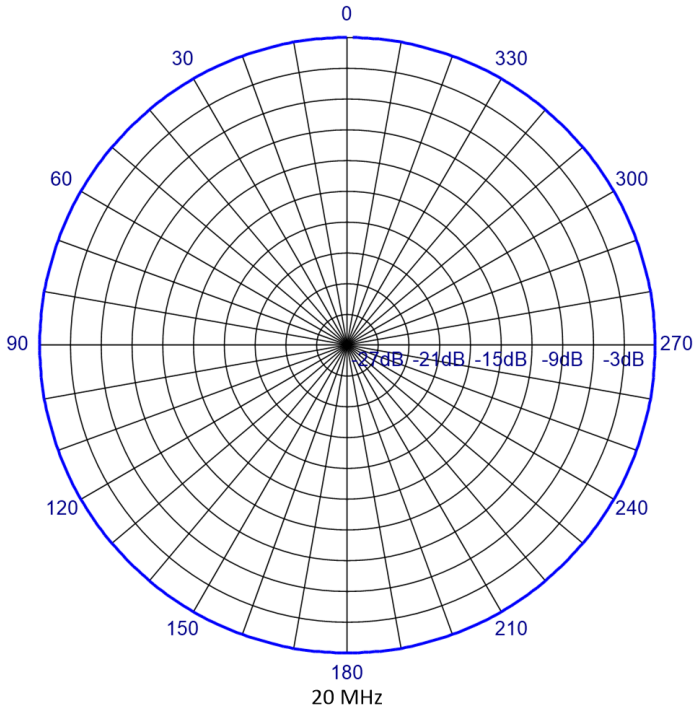
PACKAGING INFORMATION

Shipping information	Packed weight [kg]	Packed size [m]
MHB-65	300	6.0 x 0.4 x 0.4 and 1.2 x 1.2 x 0.6

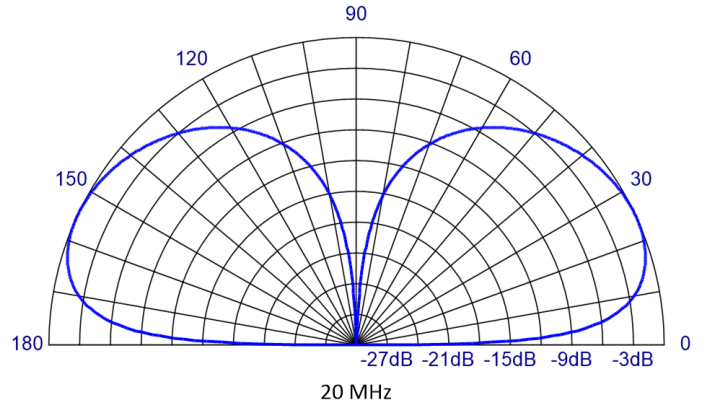


PATTERNS OVER AVERAGE GROUND WITH 64 BURIED RADIALS OF 13M

AZIMUTH RADIATION PATTERN



ELEVATION RADIATION PATTERN



External Document Links

[mlb-130 v02.pdf](#)

Notes

- 1. Wind ratings are calculated to Australia standard AS1170.2:2011