



Rapid release U-links provide manual switching for high power RF circuits. Typical applications include transmitter, antenna and test load patching.

- Manufactured in custom built configurations ranging from simple patch panels to fully integrated multichannel switching
- Integrated with other components (combiners, etc)
- Housed in rack cabinet
- Blanking panels, side panels and locking rear door
- Metering
- Mimic panel with/without LED display
- Interlock circuits wired to terminal blocks



Typical patch panel in a rack with digital metering

**FEATURES / BENEFITS**

- Fast, simple lever action
- Slimline - low profile design
- Interlock circuits operate before the RF circuit is disturbed
- Available in five sizes to match RFS rigid line sizes/power ratings
- Standard EIA or IEC test adaptors can be used
- Input/output line sizes can be varied to suit using RFS developed R series adaptors.

**Technical features**

**STRUCTURE**

Product Line		Patch Panels
Product Type		Patch Panel, 7 port, 1-5/8" line size
Input Connector		1-5/8" Unflanged

**ELECTRICAL SPECIFICATIONS**

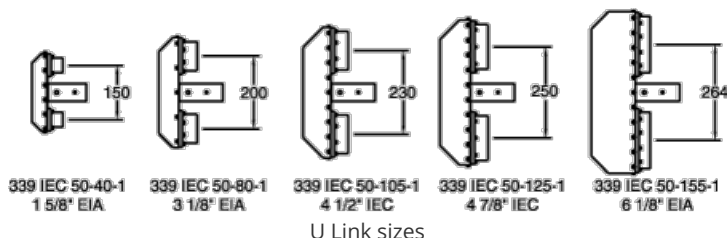
Frequency Range	MHz	44 - 70
Return Loss	dB	30
Power Rating	kW	@ MHz
Peak Voltage Rating	kV	4
Impedance, ohms	Ohm	50
Insertion Loss at Channel Centre Frequency	dB	-3 +/- 0.1

**MECHANICAL SPECIFICATIONS**

Output Connector		1-5/8" Unflanged
Coating		Painted

**TEMPERATURE SPECIFICATIONS**


Operation Temperature	°C(°F)	0 to 40 (32 to 104 )
-----------------------	--------	----------------------






**PP158A7T**

Patch Panel for Rapid Release U-Links 1-5/8" Line size



Typical 3 port patch panel



Many configurations are possible

[External Document Links](#)

[Digital meter handbook](#)



Switch frame installation instruction and power ratings and attenuation characteristics

Notes