




RFS CompactLine® and CompactLine® Easy Antennas are designed for short-haul microwave systems in all common frequency ranges from 6 GHz to 86 GHz. They are typically deployed in dense urban areas, metropolitan and suburban locations, aggregation points. They are especially optimized to integrated radios to reduce costs, installation complexity and time.

**FEATURES / BENEFITS**

- Fully assembled in the factory
- Reduce on-site installation time and cost
- Eliminate installation delay caused by assembling errors
- Sizes ranging from 0.9 m (3 ft) to 1.8 m (6 ft)
- Strong wooden crate provides good protection for safe transportation
- Frequencies ranging from 6 GHz to 26 GHz with support for 3 wideband frequency ranges (5.925-7.125, 7.125-8.5 and 10.0-11.7 GHz) to reduce antenna models and simplify logistics
- Single polarized (SB and SC) and dual-polarized (SBX and SCX) models with the ability to upgrade from single to dual polarization and change frequencies in the field
- Radome included
- Tested and validated ultra-high (ETSI EN 302 217-4-2 Class 3, FCC Class A) electrical performance
- 0.9m (3ft) and 1.8m (6ft) models have survival wind speed up to 250 km/h (155 mph) in default configuration
- An optional sway bar is available



**Technical features**

**GENERAL SPECIFICATIONS**

<b>Product Type</b>		Point to point antennas
<b>Profile</b>		CompactLine
<b>Performance</b>		Ultra High
<b>Polarization</b>		Single
<b>Antenna Input</b>		CPR90G
<b>Reflector</b>		1-part
<b>Radome</b>		rigid
<b>Antenna color</b>		White RAL 9010
<b>Swaybar</b>		1: (1.35 m x Ø27 mm)

**ELECTRICAL SPECIFICATIONS**

<b>Frequency</b>	GHz	10 - 11.7
<b>3dB beamwidth</b>	degrees	1.5
<b>Low Band Gain</b>	dBi	39.4
<b>Mid Band Gain</b>	dBi	39.9
<b>High Band Gain</b>	dBi	40.3
<b>F/B Ratio</b>	dB	66
<b>XPD</b>	dB	30
<b>Max VSWR / R L</b>	VSWR / dB	1.3 (17.7)
<b>Regulatory Compliance</b>		ETSI EN 302217 Range 1 Class 3 FCC Category A



**MECHANICAL SPECIFICATIONS**

Diameter	ft (m)	4 (1.2)
Elevation Adjustment	degrees	± 15
Azimuth Adjustment	degrees	± 15
Polarization Adjustment	degrees	± 5
Mounting Pipe Diameter minimum	mm (in)	114 (4.5)
Mounting Pipe Diameter maximum	mm (in)	114 (4.5)
Approximate Weight	kg (lb)	30 (66)
Survival Windspeed	km/h (mph)	200 (125)
Operational Windspeed	km/h (mph)	200 (125)

**STRUCTURE**


Radome Material		rigid
-----------------	--	-------

**FURTHER ACCESSORIES**

optional Swaybar		1: SMA-SK-4 (1.35 m x Ø33 mm)
Further Accessories		SMA-SKO-UNIVERSAL : Universal sway bar fixation kit

**MOUNTOUTLINE**

Dimension_A	mm (in)	1262 (49.7)
Dimension_B	mm (in)	608 (23.9)
Dimension_C	mm (in)	270 (10.6)
Dim_D-114mm(4.5_in)Pipe	mm (in)	358 (14.1)
Dimension_E	mm (in)	59 (2.3)
Dimension_F	mm (in)	230 (9.1)
Dimension_G	mm (in)	186 (7.3)

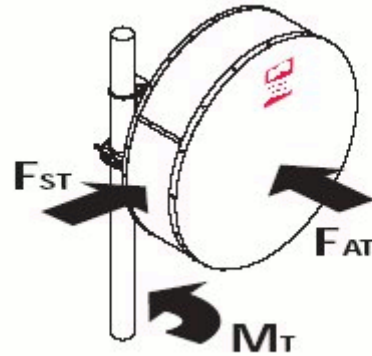


Outline 4ft Antenna



**WINDLOAD**

<b>F<sub>s</sub> Side force max. @ survival wind speed</b>	N (lb)	1360 (306)
<b>F<sub>a</sub> Axial force max. @ survival wind speed</b>	N (lb)	3290 (740)
<b>M Torque maximum @ survival wind speed Nm (ft lb)</b>	Nm (lb ft)	1055 (784)



Package dimensions valid for delivery from European factory. Deliveries from other factories might differ.

**External Document Links**

- [Antenna Instruction](#)
- [Feed installation](#)
- [RPE \(IQ Link Format\)](#)
- [RPE \(PDF Format\)](#)
- [RPE \(Pathloss Format\)](#)

**Notes**