




RFS CompactLine® and CompactLine® Easy Antennas are designed for short-haul microwave systems in all common frequency ranges from 6 GHz to 86 GHz. They are typically deployed in dense urban areas, metropolitan and suburban locations, aggregation points. They are especially optimized to integrated radios to reduce costs, installation complexity and time.

FEATURES / BENEFITS

- Fully assembled in the factory
- Reduce on-site installation time and cost
- Eliminate installation delay caused by assembling errors
- Sizes ranging from 0.9 m (3 ft) to 1.8 m (6 ft)
- Strong wooden crate provides good protection for safe transportation
- Frequencies ranging from 6 GHz to 26 GHz with support for 3 wideband frequency ranges (5.925-7.125, 7.125-8.5 and 10.0-11.7 GHz) to reduce antenna models and simplify logistics
- Single polarized (SB and SC) and dual-polarized (SBX and SCX) models with the ability to upgrade from single to dual polarization and change frequencies in the field
- Radome included
- Tested and validated ultra-high (ETSI EN 302 217-4-2 Class 3, FCC Class A) electrical performance
- 0.9m (3ft) and 1.8m (6ft) models have survival wind speed up to 250 km/h (155 mph) in default configuration
- An optional sway bar is available



Technical features

GENERAL SPECIFICATIONS

Product Type		Point to point antennas
Profile		CompactLine
Performance		Ultra High
Polarization		Dual
Antenna Input		CPR90G
Reflector		1-part
Radome		rigid
Antenna color		White RAL 9010
Swaybar		1: (1.35 m x Ø27 mm)

ELECTRICAL SPECIFICATIONS

Frequency	GHz	10 - 11.7
3dB beamwidth	degrees	1.5
Low Band Gain	dBi	39.4
Mid Band Gain	dBi	39.9
High Band Gain	dBi	40.3
F/B Ratio	dB	66
XPD	dB	30
IPI	dB	35
Max VSWR / R L	VSWR / dB	1.3 (17.7) @ - GHz
Regulatory Compliance		ETSI EN 302217 Range 1 Class 3 FCC Category A



MECHANICAL SPECIFICATIONS

Diameter	ft (m)	4 (1.2)
Elevation Adjustment	degrees	± 15
Azimuth Adjustment	degrees	± 15
Polarization Adjustment	degrees	Dual
Mounting Pipe Diameter minimum	mm (in)	114 (4.5)
Mounting Pipe Diameter maximum	mm (in)	114 (4.5)
Approximate Weight	kg (lb)	30 (66)
Survival Windspeed	km/h (mph)	200 (125)
Operational Windspeed	km/h (mph)	200 (125)

STRUCTURE


Radome Material		rigid
-----------------	--	-------

FURTHER ACCESSORIES

optional Swaybar		1: SMA-SK-4 (1.35 m x Ø33 mm)
Further Accessories		SMA-SKO-UNIVERSAL : Universal sway bar fixation kit

MOUNTOUTLINE

Dimension_A	mm (in)	1262 (49.7)
Dimension_B	mm (in)	608 (23.9)
Dimension_C	mm (in)	270 (10.6)
Dim_D-114mm(4.5_in)Pipe	mm (in)	358 (14.1)
Dimension_E	mm (in)	59 (2.3)
Dimension_F	mm (in)	230 (9.1)
Dimension_G	mm (in)	186 (7.3)



Outline 4ft Antenna

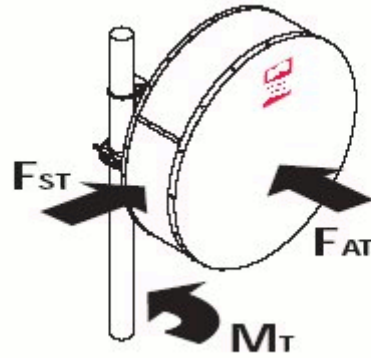


PRODUCT DATASHEET
SBX4-W100EC-FR

CompactLine Antenna, Ultra High Performance, Single Polarized, 4 ft, Rapid Connect, Offset Right

WINDLOAD

Fs Side force max. @ survival wind speed	N (lb)	1360 (306)
Fa Axial force max. @ survival wind speed	N (lb)	3290 (740)
M Torque maximum @ survival wind speed Nm (ft lb)	Nm (lb ft)	1055 (784)



External Document Links

- [Antenna Instruction](#)
- [Feed installation](#)
- [RPE 10.0-11.7GHz \(I-Q Link Format\)](#)
- [RPE 10.0-11.7GHz \(PDF Format\)](#)
- [RPE 10.0-11.7GHz \(Pathloss Format\)](#)

Notes