



This X-Polarized side-by-side variable tilt antenna provides exceptional suppression of all upper sidelobes at all downtilt angles. It also features a wide downtilt range.

**FEATURES / BENEFITS**

- Variable electrical downtilt provides enhanced precision in controlling intercell interference. The tilt is infield adjustable 0-9 deg.
- High Suppression of all Upper Sidelobes (Typically <-18dB)
- Low profile for low visual impact
- Dual polarization
- Broadband design
- AISG 2.0 Compatible antenna control unit



**Technical features**

**ELECTRICAL SPECIFICATIONS**

Frequency Range	MHz	1710-1900	1900-2170
Gain	dBi (dBd)	16.5 (14.4)	
Horizontal Beamwidth	deg	88	94
Vertical Beamwidth	deg	7.0	6.4
Electrical Downtilt Range	deg	0-9	
1st Upper Sidelobe Suppression	dB	>17 all others (typically >20)	
Upper Sidelobe Suppression	dB	>17 all others (typically >20)	
Front-To-Back Ratio	dB	>26	
Polarization		Dual pol +/-45°	
VSWR		< 1.5:1	
Isolation between Ports	dB	>30	
3rd Order IMP @ 2 x 43 dBm	dBc	>153, NA	
7th Order IMP @ 2x46 dBm	dBc	NA, >170	
Cross Polar Discrimination (XPD) 0°	dB	>15 at 0 deg	
Cross Polar Discrimination (XPD) ± 60°	dB	>10 at +/-60 deg	
HBW Squint accross same band ports	°	+/-5	
Impedance	Ohms	50	
Maximum Power Input	W	300	
Beamwidth Approximate	deg	90	
Antenna Type		Dual Polarized-Side by Side	
Electrical Down Tilt Option		Variable	



APXV9RR13-C-NA20

Optimizer® Dual Polarized Antenna, 1710-2170MHz, 90deg, 16.5dBi, 1.3m, VET, 0-9deg, RET

MECHANICAL SPECIFICATIONS

Lightning Protection		Direct Ground
Connector Type/Location		(4) 7-16 Long Neck Female/Bottom
Dimensions - HxWxD	mm (in)	1349 x 356 x 80 (53 x 14 x 3.15)
Weight w/o Mtg Hardware	kg (lb)	18.1 (40)
Survival/Rated Wind Speed	km/h (mph)	240 (150) / 160 (100)
Wind Load @ Rated Wind, Front	N (lbf)	677 (152)
Wind Load @ Rated Wind, Side	N (lbf)	70 (16)
Mount Type		Downtilt
Height (Approximate)	ft.	4.25

TESTING AND ENVIRONMENTAL

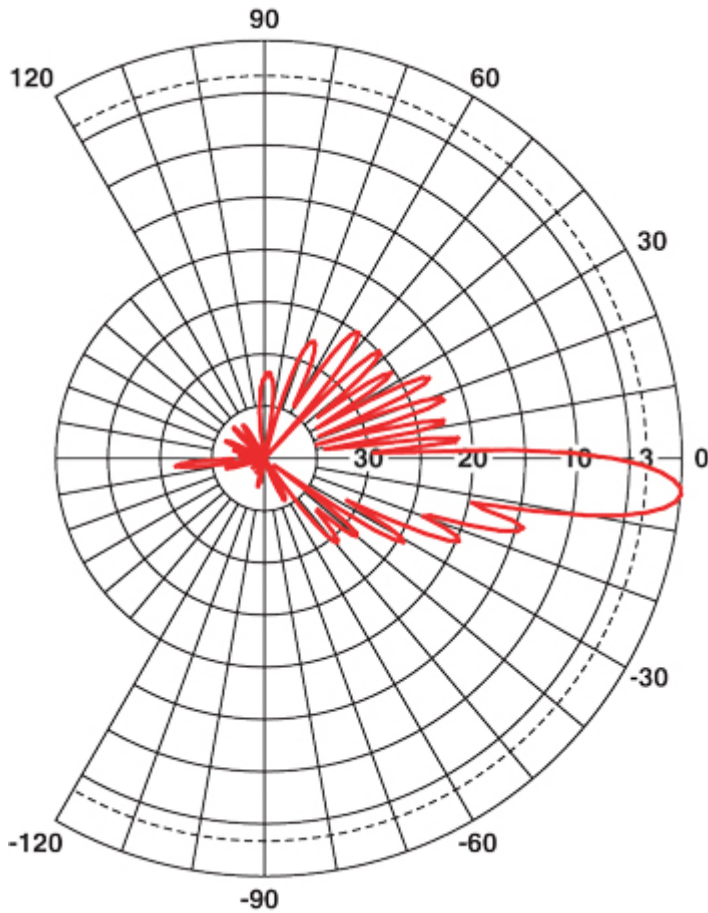
Operation temperature	°C (°F)	-40 to 60 (-40 to 140 )
-----------------------	---------	-------------------------

MATERIAL

Mounting Hardware Material		APM40-1 + 30019995
----------------------------	--	--------------------

ORDERING INFORMATION

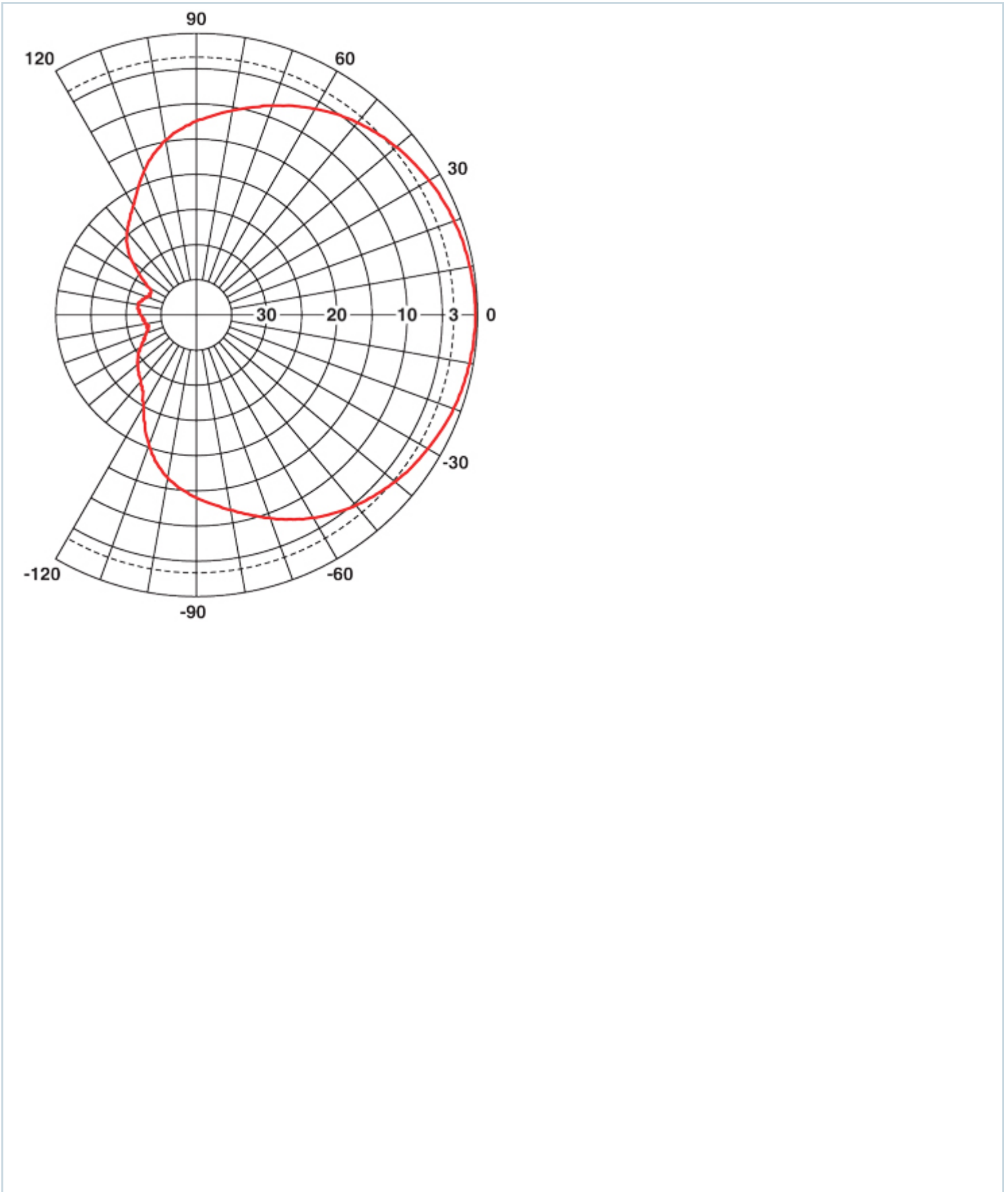
Mounting Hardware		APM40-1 + 30019995
Mounting Pipe Diameter	mm (in)	60 - 120 (2.36 - 4.72 )





**APXV9RR13-C-NA20**

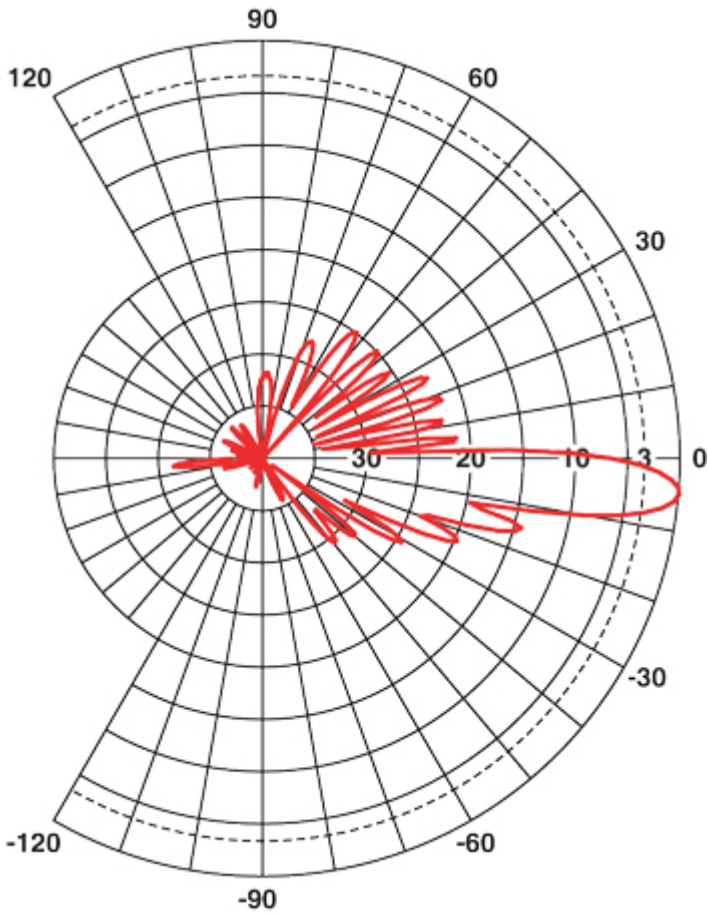
Optimizer® Dual Polarized Antenna, 1710-2170MHz, 90deg, 16.5dBi, 1.3m, VET, 0-9deg, RET





**APXV9RR13-C-NA20**

Optimizer® Dual Polarized Antenna, 1710-2170MHz, 90deg, 16.5dBi, 1.3m, VET, 0-9deg, RET



External Document Links

[APM40 Series Datasheet](#)

[APM40 Series Installation Instructions](#)

Notes

Available Configurations

- APXV9RR13-C-NA20 – Pre-commissioned ACUs included and 0.5m AISG Jumper.

For additional mounting information please click ""External Document Links"".