



FEATURES / BENEFITS

This antenna provides a 4 Port multi-band flexible platform for use in deployment scenarios encompassing 600, 700, 800 applications.

- 24 Inch Width For Easier Zoning
- Superior elevation pattern performance across the entire electrical down tilt range
- Low band arrays driven by a single RET motor

- Field Replaceable (Integrated) ACU-A20-SR RET Motor



Technical features

ELECTRICAL SPECIFICATIONS

Electrical Specification Header		LOW BAND ARRAYS (617-894 MHz) Ports 1-4			
Frequency Range	MHz	617-698	698-746	746-806	806-894
Gain	dBi	14.4	14.9	15.0	15.2
Azimuth Beamwidth 3dB	deg	67 +/- 3	64 +/- 3	63 +/- 2	62 +/- 2
Elevation Beamwidth 3dB	deg	14.9+/-1.3	13.1+/-0.8	12.2+/-0.7	10.9+/-0.7
Cross-pol at Boresight	dB	16	17	17	18
F/B at 180 Copolar	dB	30	30	32	33
Electrical Downtilt	deg	2 to 12	2 to 12	2 to 12	2 to 12
First upper Side Lobe	dB	20	20	20	18
VSWR	-	1.5:1	1.5:1	1.5:1	1.5:1
Return Loss	dB	-14	-14	-14	-14
Cross Polar Isolation	dB	25	25	25	25
3rd Order IMP 2 x 43dBm	dBc	- 153	- 153	- 153	- 153
Maximum CW Power per Port	Watts	400	400	400	400
Gain Over All Tilts	dBi	13.9+/-0.5	14.5+/-0.4	14.7+/-0.3	14.8+/-0.4
Cross-Pol over Sector	dB	8	6	6	7
F/B at +/-30 Total Power	dB	19	20	20	23
Upper Side Lobe Peak to +20	dB	20	20	20	18

ELECTRICAL SPECIFICATIONS

Impedance	Ohm	50
Polarization	Deg	+/- 45

MECHANICAL SPECIFICATIONS

Dimensions - H x W x D	mm (in)	1829 x 609 x 215 (72 x 24 x 8.5)
Weight (Antenna Only)	kg (lb)	34 (75)
Weight (Mounting Hardware only)	kg (lb)	11.5 (25.4)
Packing size- HxWxD	mm (in)	1980 x 735 x 375 (78 x 28.9 x 14.8)
Shipping Weight	kg (lb)	54 (119)
Connector type		4 x 4.3-10 Long Neck Female/Bottom + 2 AISG connectors (1 male, 1 female)
Radome Material / Color		Fiber Glass / Light Grey RAL7035



APXVAA18X_43-U-A20

Dual Slant Polarized Dual Band (4 Port) Antenna, x2 617-894 MHz, 65deg, 1.8m (6ft), RET, 2-12°

TESTING AND ENVIRONMENTAL

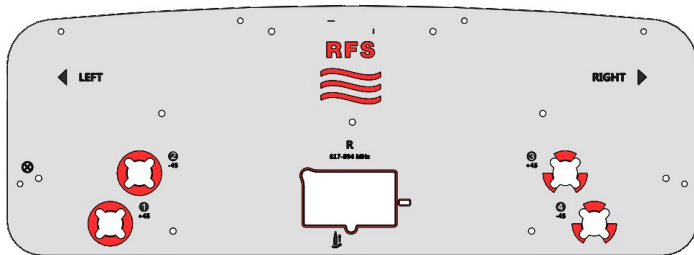
Temperature Range	°C (°F)	-40 to 60 (-40 to 140)
Lightning protection		Direct Ground
Survival/Rated Wind Velocity	km/h	240 (150)
Wind Load @Rated Wind Front	N	1072
Wind Load @Rated Wind Side	N	326
Wind Load @Rated Wind Rear	N	1160

ORDERING INFORMATION

Model Number	Configuration	Mounting Hardware	Mounting pipe Diameter	Shipping Weight
APXVAA18X_43-U-A20	ACU-A20-SR Field Replaceable RET Included (1)	APM40-5E Beam tilt kit (Included)	60-120mm	54kg (119lbs)

Port	Array	Frequency	RET	AISG RET UID
1	R1	617-894	R1	RFxxxxxxxxxxx-2R1
2		617-894		
3	R2	617-894		
4		617-894		


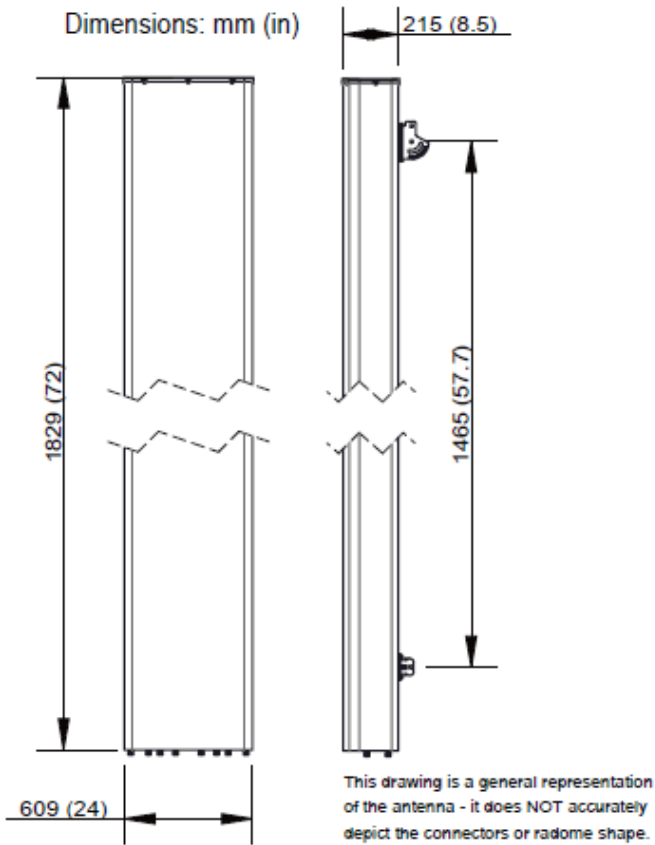
RET Information	
Frequency	617-894
Model	ACU-A20-SR
Location	Semi-internal
Field Replaceable	Yes
Quantity	1
RET ID	R1





APXVAA18X_43-U-A20

Dual Slant Polarized Dual Band (4 Port) Antenna, x2 617-894 MHz, 65deg, 1.8m (6ft), RET, 2-12°



External Document Links

[APM40_Series_Installation_Instructions](#)
[Manual Overdrive](#)

Notes

- All electrical parameters are compliant with BASTA NGMN 11.1 requirements.
- For additional mounting information please click ""External Document Links"".
- **Radiating patterns:** [Request pattern files](#)