




The RFS CDS\*\*DE Directional Coupler series provides an RF broadband solution for indoor applications covering all wireless services from 380 to 2700 MHz. The wide frequency range allows to use these couplers for multiband wireless Distributed Antenna Systems (DAS) or in combination with RADIAFLEX® radiating cable products. The units couple off a defined fraction of the signal from 6 to 30 dB fulfilling highest RF performance requirements by minimizing reflections or RF loss combined with a compact design. As all passive RF products, the CDS\*\*DE series ensures highest reliability and maintenance free operation.

Image not found or type unknown



CDS10DE-380/2700

**FEATURES / BENEFITS**

- **10 dB coupling value**
- **Low Insertion loss**
- **High power handling**
- **Small size, Low weight**
- **7-16 DIN female connectors**
- **Low PIM**

**Technical features**

**STRUCTURE**

Product Type		Directional Coupler
Techn. Application		Indoor
Number of Input Ports		1
Number of Output Ports		2

**ELECTRICAL SPECIFICATIONS**

Impedance	Ohm	50
Total Input Power	W	200
RF Peak Power	kW	3000
Frequency Range	MHz	380 - 2700
Connector Type		7-16 female
Max. VSWR / Return Loss	VSWR/dB	1.29/18 (1.29)
Insertion Loss max.	dB	0.8
Coupling Value	dB	10
Coupling Flatness max.	dB	±1.4
Intermodulation (IM3)		150 dBc with 2x43 dBm tones
Directivity min.	dB	20 @380-698 MHz (18@698-2700 MHz)

**TEMPERATURE SPECIFICATIONS**

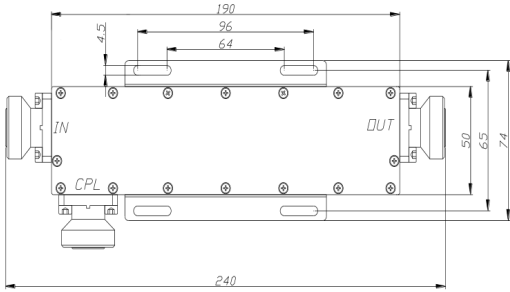
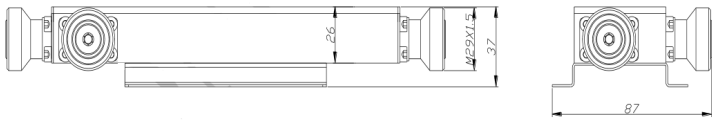
Temperature Range	°C (°F)	-25 to +65 (-13 to +149)
-------------------	---------	--------------------------

**MECHANICAL SPECIFICATIONS**

Height	mm (in)	26 (1.02)
Width	mm (in)	50 (1.97)
Length	mm (in)	190 (7.48)

**TESTING AND ENVIRONMENTAL**

Environmental Class		IP65
---------------------	--	------



Dimensions in mm

External Document Links

Notes