




RFS CompactLine® and CompactLine® Easy Antennas are designed for short-haul microwave systems in all common frequency ranges from 6 GHz to 86 GHz. They are typically deployed in dense urban areas, metropolitan and suburban locations, aggregation points. They are especially optimized to integrated radios to reduce costs, installation complexity and time.

FEATURES / BENEFITS

- Sizes ranging from 0.3 m (1 ft) to 1.8 m (6 ft)
- Frequencies ranging from 5.925 GHz to 86 GHz with support for four wideband frequency ranges (5.925-7.125, 7.125-8.5, 10.0-11.7, and 71.0-86.0 GHz) to reduce antenna requirements and simplify logistics
- Single (SB and SC) and dual-polarized (SBX and SCX) models with the ability to upgrade from single to dual polarization and change frequencies in the field
- Low-profile design to reduce transportation requirements, wind load and antenna weight
- Simplified mounting design to accelerate installation
- CompactLine EASY models are extra light and easy to transport, deploy and upgrade
- Hardcover radomes
- Tested and validated ultra-high (ETSI EN 302 217-4-2 Class 3, FCC Class A) electrical performance
- Support for winds up to 250 km/h (155 mph) and even 320 km/h (195 mph) for SB1/SBX1
- An optional sway bar for antennas 1 m (3 ft) and larger is available



Technical features

GENERAL SPECIFICATIONS

Product Type		Point to point antennas
Profile		CompactLine
Performance		Ultra High
Polarization		Dual
Antenna Input		CPR90G
Reflector		1-part
Radome		rigid
Antenna color		White RAL 9010
Swaybar		1: (1.35 m x Ø33 mm)

ELECTRICAL SPECIFICATIONS

Frequency	GHz	10 - 11.7
3dB beamwidth	degrees	1.5
Low Band Gain	dBi	39.4
Mid Band Gain	dBi	39.9
High Band Gain	dBi	40.3
F/B Ratio	dB	66
XPD	dB	30
IPI	dB	35
Max VSWR / R L	VSWR / dB	1.3 (17.7)
Regulatory Compliance		ETSI EN 302217 Range 1 Class 3 FCC Category A



MECHANICAL SPECIFICATIONS

Diameter	ft (m)	4 (1.2)
Elevation Adjustment	degrees	± 15
Azimuth Adjustment	degrees	± 15
Polarization Adjustment	degrees	± 5
Mounting Pipe Diameter minimum	mm (in)	114 (4.5)
Mounting Pipe Diameter maximum	mm (in)	114 (4.5)
Approximate Weight	kg (lb)	30 (66)
Survival Windspeed	km/h (mph)	252 (155)
Operational Windspeed	km/h (mph)	252 (155)

STRUCTURE


Radome Material		rigid
-----------------	--	-------

FURTHER ACCESSORIES

optional Swaybar		1: (1.35 m x Ø33 mm)
Further Accessories		SMA-SKO-UNIVERSAL : Universal sway bar fixation kit

MOUNTOUTLINE

Dimension_A	mm (in)	1262 (49.7)
Dimension_B	mm (in)	608 (23.9)
Dimension_C	mm (in)	270 (10.6)
Dim_D-114mm(4.5_in)Pipe	mm (in)	358 (14.1)
Dimension_E	mm (in)	59 (2.3)
Dimension_F	mm (in)	230 (9.1)
Dimension_G	mm (in)	186 (7.3)

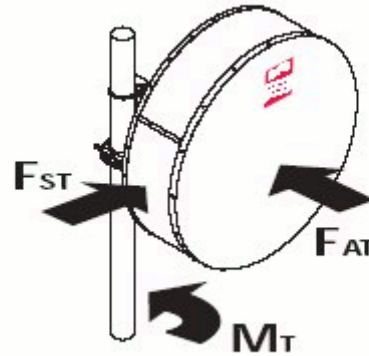


Outline 4ft Antenna



WINDLOAD

Fs Side force max. @ survival wind speed	N (lb)	2125 (478)
Fa Axial force max. @ survival wind speed	N (lb)	5140 (1155)
M Torque maximum @ survival wind speed Nm (ft lb)	Nm (lb ft)	1648 (1215)



PACKAGING

Packaging type		Crate
Packaging Width	cm (inch)	37 (14.6)
Packaging Length	cm (inch)	137 (53.9)
Packaging Height	cm (inch)	143 (56.3)
Packaging Volume	m ³ (ft ³)	0.72 (25.4)
Packaging Weight gross	kg (lb)	52 (114.6)

Package dimensions valid for delivery from European factory. Deliveries from other factories might differ.

External Document Links

- [Antenna packing](#)
- [RF interface installation](#)
- [Mount installation](#)
- [RPE 10.0-10.7GHz \(I-Q Link Format\)](#)
- [RPE 10.0-10.7GHz \(PDF Format\)](#)
- [RPE 10.0-10.7GHz \(Pathloss Format\)](#)
- [RPE 10.0-11.7GHz \(I-Q Link Format\)](#)
- [RPE 10.7-11.7GHz \(Pathloss Format\)](#)
- [RPE 10.7-11.7GHz \(PDF Format\)](#)

Notes