



**APXVBBL26H\_43-C-I20**

6-Ports, X-Pol, Panel Antenna, 2.6m, 2x 690-960/2x 1695-2690MHz, 65deg, Integrated RET

**FEATURES / BENEFITS**

- 4 ports / 2 cross pol systems in low band (690-960 MHz)
- 2 ports / 1 cross pol system in very wide high band (1695-2690 MHz)
- Integrated and field replaceable SRET
- ACU HW Version -HRLS170901H1.00
- Compliant with AISG V2.0 and 3GPP



**Technical features**

**ELECTRICAL SPECIFICATIONS**

Electrical Specification Header		LOW BAND ARRAY (690-960 MHz) [R1]		
Frequency Band	MHz	690 - 806	790 - 894	880 - 960
Gain Typical	dBi	16.8	17.1	17.2
Gain Over all Tilts	dBi	16 +/- 0.8	16.6 +/- 0.5	16.8 +/- 0.4
Azimuth Beamwidth 3dB	Deg	67.3 +/- 5.7	62.6 +/- 2.7	61.1 +/- 4.7
Elevation Beamwidth 3dB	Deg	8.8 +/- 0.5	8.1 +/- 0.4	7.3 +/- 0.5
Cross Polar Discrimination at Boresight	dB	19.9	23.9	23.3
Cross Polar Discrimination over Sector	dB	11.3	10.7	10.2
F/B at +/-30deg Total Power	dB	21.3	23.2	24.4
First Upper Side Lobe Suppression	dB	15.1	16.9	19.2
Electrical Downtilt	Deg	2 to 12		
Cross Polar Isolation	dB	26		
Interband Isolation	dB	26		
VSWR	-	1.5		
Passive Intermodulation (3rd Order, 2 x 43dBm)	dBc	-153		
Maximum Effective Power per Port	Watt	250		



**ELECTRICAL SPECIFICATIONS**

Electrical Specification Header		LOW BAND ARRAY (690-960 MHz) [R2]		
Frequency Band	MHz	690 - 806	790 - 894	880 - 960
Gain Typical	dBi	16.5	17	17.2
Gain Over all Tilts	dBi	15.8 +/- 0.7	16.7 +/- 0.3	16.9 +/- 0.3
Azimuth Beamwidth 3dB	Deg	67.7 +/- 7.2	62.2 +/- 2.5	60.9 +/- 4.5
Elevation Beamwidth 3dB	Deg	8.8 +/- 0.6	8.1 +/- 0.3	7.3 +/- 0.5
Cross Polar Discrimination at Boresight	dB	19.5	22.8	25
Cross Polar Discrimination over Sector	dB	9.8	11.2	9.9
F/B at +/-30deg Total Power	dB	20.2	23.2	24.2
First Upper Side Lobe Suppression	dB	15	16.2	18
Electrical Downtilt	Deg	2 to 12		
Cross Polar Isolation	dB	26		
Interband Isolation	dB	26		
VSWR	-	1.5		
Passive Intermodulation (3rd Order, 2 x 43dBm)	dBc	-153		
Maximum Effective Power per Port	Watt	250		

**ELECTRICAL SPECIFICATIONS**

Electrical Specification Header		High Band Array (1695-2690 MHz) [Y1]				
Frequency Band	MHz	1695 - 1880	1850 - 1990	1920 - 2170	2300 - 2400	2490 - 2690
Gain Typical	dBi	16.6	17.1	18	18	18.2
Gain Over all Tilts	dBi	16.2 +/- 0.4	16.7 +/- 0.4	17.3 +/- 0.7	17.4 +/- 0.6	17.3 +/- 0.9
Azimuth Beamwidth 3dB	Deg	64 +/- 6.6	64 +/- 5.4	57.6 +/- 9	59.2 +/- 5.4	64.2 +/- 2.9
Elevation Beamwidth 3dB	Deg	6.7 +/- 0.4	6.2 +/- 0.4	5.9 +/- 0.4	5 +/- 0.3	4.7 +/- 0.4
Cross Polar Discrimination at Boresight	dB	21.4	20.6	22.1	18.2	13.2
Cross Polar Discrimination over Sector	dB	13	12.3	9.1	5	0.5
F/B at +/-30deg Total Power	dB	25.5	26.4	28	28.4	25.9
First Upper Side Lobe Suppression	dB	14.2	16	15.4	13	16.1
Electrical Downtilt	Deg	2 to 12				
Cross Polar Isolation	dB	26				
Interband Isolation	dB	28				
VSWR	-	1.5				
Passive Intermodulation (3rd Order, 2 x 43dBm)	dBc	-153				
Maximum Effective Power per Port	Watt	200				



**ELECTRICAL SPECIFICATIONS**

Impedance	Ohm	50
Polarization	Deg	±45°

**MECHANICAL SPECIFICATIONS**

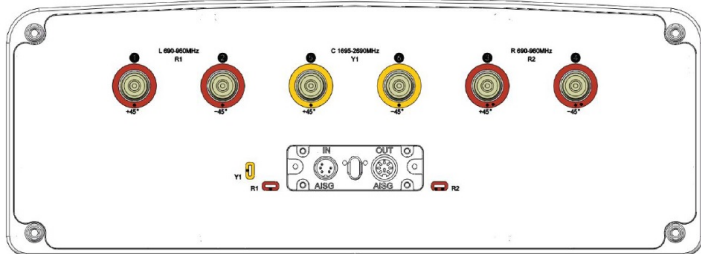
Dimensions - H x W x D	mm (in)	2498 x 468 x 168 (98.3 x 18.4 x 6.6)
Weight (Antenna Only)	kg (lb)	31 (68.3)
Weight (Mounting Hardware only)	kg (lb)	9 (19.8)
Packing size- HxWxD	mm (in)	2698 x 563 x 288 (106.2 x 22.2 x 11.3)
Shipping Weight	kg (lb)	42 (92.6)
Connector type		6 x 4.3-10 female/bottom + 2 AISG connectors (1 male, 1 female)
Radome Material / Color		Fiber Glass / Light Grey RAL7035

**TESTING AND ENVIRONMENTAL**

Temperature Range	°C (°F)	-40 to 60 (-40 to 140 )
Lightning protection		Direct Ground
Survival/Rated Wind Velocity	km/h	200 (150 )
Wind Load @Rated Wind Front	N	1080
Wind Load @Rated Wind Side	N	475
Wind Load @Rated Wind Rear	N	1205

**ORDERING INFORMATION**

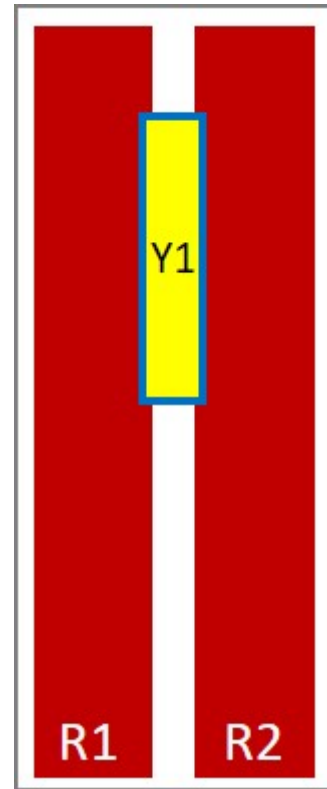
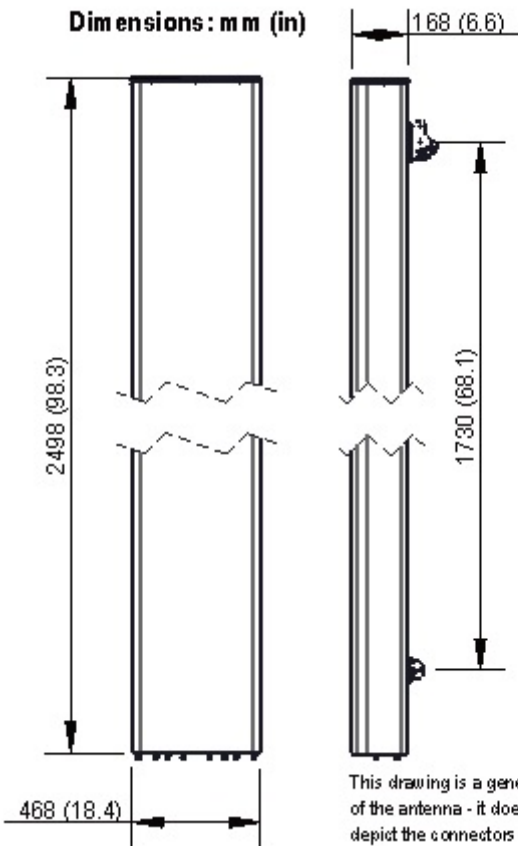
Order No.	Configuration	Mounting Hardware	Mounting pipe Diameter	Shipping Weight
APXVBBL26H_43-C-I20	Internal RET(ACU-I20-H12B)	APM50-HS	50-125mm	42.0 Kg





APXVBBL26H\_43-C-I20

6-Ports, X-Pol, Panel Antenna, 2.6m, 2x 690-960/2x 1695-2690MHz, 65deg, Integrated RET



External Document Links

[APM50\\_Series\\_Installation\\_Instructions](#)

Notes

- All electrical parameters are compliant with BASTA NGMN 11.1 requirements.
- For additional mounting information please click "External Document Links".

- Radiating patterns: [Request pattern files](#)