



APXVL13S-C

Cellular Cross Polarized High Band Antenna, 1710-2700, 65deg, 16.7-18.1dBi, 1.3m, VET, 0-12deg

This antenna is an excellent choice for LTE 2.6, 3G, PCS, AWS, GSM 1800 and Mobile TV networks where high gain is required.

FEATURES / BENEFITS

- Ultra Broadband design
- Variable electrical downtilt — provides enhanced precision in controlling intercell interference. The tilt is infield adjustable 0-12 deg.
- High suppression of all upper sidelobes
- Optional remote tilt — can be retrofitted
- Dual polarization
- Low profile for low visual impact
- Quick and easy to adjust
- High front-to-back ratio



Technical features

ELECTRICAL SPECIFICATIONS

Frequency Range	MHz	1710-1880	1850-1990	1920-2170	2200-2700
Gain	dBi (dBd)	16.8 (14.7)	17.1 (15.0)	17.4 (15.3)	18.1 (16.0)
Gain, Low Tilt	dBi	16.7	17.1	17.4	18.1
Gain, Mid Tilt	dBi	16.8	17.0	17.3	18.0
Gain, High Tilt	dBi	16.7	17.1	17.4	18.1
Horizontal Beamwidth	deg	67	66	64	60
Vertical Beamwidth	deg	7.7	7.4	7.1	5.7
Electrical Downtilt Range	deg	0-12			
1st Upper Sidelobe Suppression	dB	> 17 Typical			
Upper Sidelobe Suppression	dB	> 17 Typical			
Front-To-Back Ratio	dB	> 30			
Polarization		Dual pol +/-45°			
VSWR		< 1.5:1			
Isolation between Ports	dB	> 30			
3rd Order IMP @ 2 x 43 dBm	dBc	> 150			
Impedance	Ohms	50			
Maximum Power Input	W	300	300	300	270
Beamwidth Approximate	deg	65			
Frequency/Operating Band		AWS Band (1710-1755, 2110-2155 MHz) PCS 1900 (1850-1990 MHz) LTE2600 3G/UMTS (Single, Broad, Dual and Triple-Band)			
Antenna Type		Dual Polarized			
Electrical Down Tilt Option		Variable			



MECHANICAL SPECIFICATIONS

Lightning Protection		Direct Ground
Connector Type/Location		(2) 7-16 Long Neck Female/Bottom
Dimensions - HxWxD	mm (in)	1397 x 175 x 110 (55.0 x 6.9 x 4.3)
Weight w/o Mtg Hardware	kg (lb)	5.1 (11.2)
Survival/Rated Wind Speed	km/h (mph]	200 (125) / 150 (93.2)
Applied Wind Load Standard		DIN 1055-4
Wind Load @ Rated Wind, Front	N (lbf)	310 (69)
Wind Load @ Rated Wind, Max.	N (lbf)	310 (69)
Wind Load @ Rated Wind, Side	N (lbf)	120 (26.8)
Wind Load @ Rated Wind, Rear	N (lbf)	210 (46.9)
Mount Type		Downtilt
Height (Approximate)	ft.	4.5

TESTING AND ENVIRONMENTAL

Operation temperature	°C (°F)	-40 to 60 (-40 to 140)
-----------------------	---------	-------------------------

MATERIAL

Radome Material/Color		ASA Plastic/Light Grey RAL7035
Mounting Hardware Material		APM40-6
Radiating Element Material		Aluminum
Reflector Material		Aluminum


ORDERING INFORMATION

Shipping Weight	kg (lb)	11.5 (25.3)
Packing Dimensions, HxWxD	mm (in)	1541 x 270 x 231 (60.7 x 10.6 x 9.1)
Mounting Hardware		APM40-6
Mounting Pipe Diameter	mm (in)	60 - 120 (2.36 - 4.72)
Mounting Hardware Weight	kg (lb)	4 (8.8)



APXVL13S-C


Cellular Cross Polarized High Band Antenna, 1710-2700, 65deg, 16.7-18.1dBi, 1.3m, VET, 0-12deg





APXVL13S-C

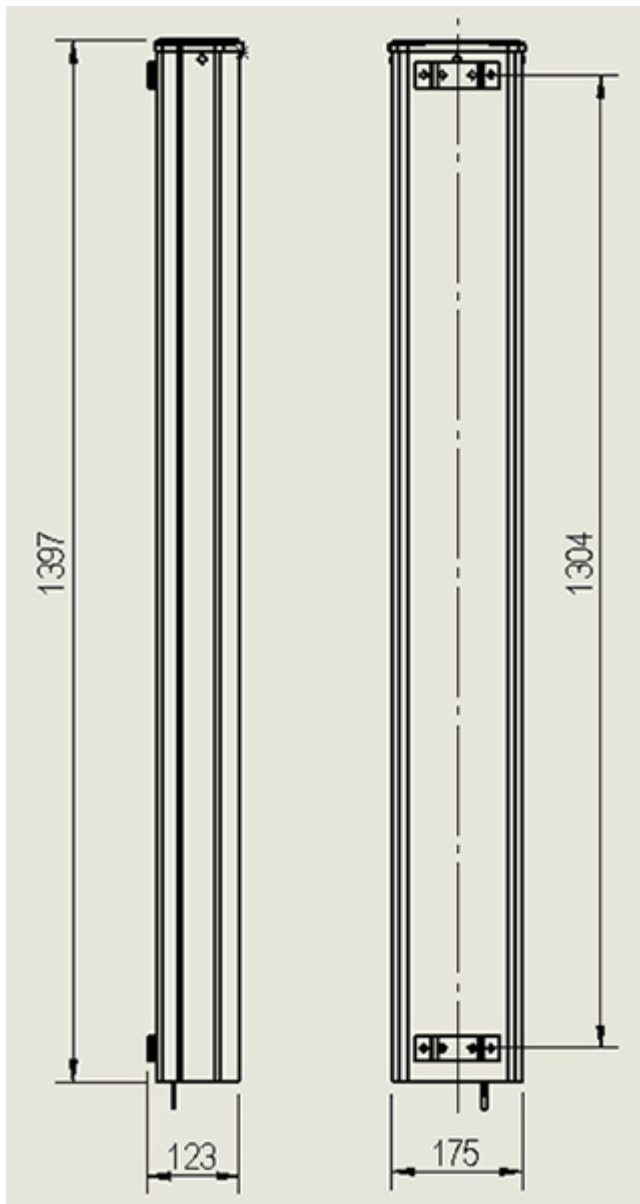
Cellular Cross Polarized High Band Antenna, 1710-2700, 65deg, 16.7-18.1dBi, 1.3m, VET, 0-12deg





APXVL13S-C

Cellular Cross Polarized High Band Antenna, 1710-2700, 65deg, 16.7-18.1dBi, 1.3m, VET, 0-12deg



External Document Links

[Manual Overdrive](#)

[APM40 Series Installation Instructions](#)

Notes

Available Configurations

- APXVL13S-C – No ACU included – Shipping Weight 11.5 kg
- APXVL13S-C-A20 – (1) Pre-commissioned ACU included – Shipping Weight 11.6 kg