




The RFS CDS\*\*DE Directional Coupler series provides an RF broadband solution for indoor applications covering all wireless services from 380 to 2700 MHz. The wide frequency range allows to use these couplers for multiband wireless Distributed Antenna Systems (DAS) or in combination with RADIAFLEX® radiating cable products. The units couple off a defined fraction of the signal from 6 to 30 dB fulfilling highest RF performance requirements by minimizing reflections or RF loss combined with a compact design. As all passive RF products, the CDS\*\*DE series ensures highest reliability and maintenance free operation.

Image not found or type unknown



CDS30DE-380/2700

**FEATURES / BENEFITS**

- **30 dB coupling value**
- **Low Insertion loss**
- **High power handling**
- **Small size, Low weight**
- **7-16 DIN female connectors**
- **Low PIM**

**Technical features**

**STRUCTURE**

|                        |  |                     |
|------------------------|--|---------------------|
| Product Type           |  | Directional Coupler |
| Techn. Application     |  | Indoor              |
| Number of Input Ports  |  | 1                   |
| Number of Output Ports |  | 2                   |

**ELECTRICAL SPECIFICATIONS**

|                         |         |                                   |
|-------------------------|---------|-----------------------------------|
| Impedance               | Ohm     | 50                                |
| Total Input Power       | W       | 200                               |
| RF Peak Power           | kW      | 3000                              |
| Frequency Range         | MHz     | 380 - 2700                        |
| Connector Type          |         | 7-16 female                       |
| Max. VSWR / Return Loss | VSWR/dB | 1.29/18 (1.29)                    |
| Insertion Loss max.     | dB      | 0.3                               |
| Coupling Value          | dB      | 30                                |
| Coupling Flatness max.  | dB      | ±2.0                              |
| Intermodulation (IM3)   |         | 150 dBc with 2x43 dBm tones       |
| Directivity min.        | dB      | 20 @380-698 MHz (18@698-2700 MHz) |

**TEMPERATURE SPECIFICATIONS**

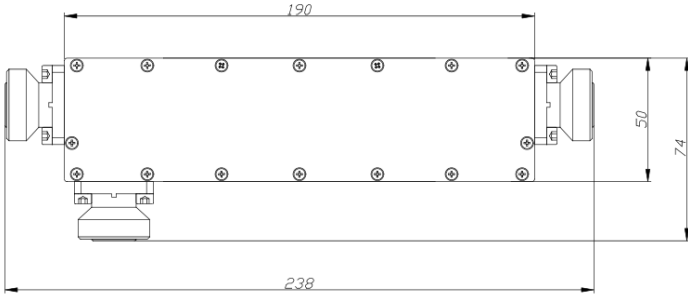

|                   |         |                          |
|-------------------|---------|--------------------------|
| Temperature Range | °C (°F) | -25 to +65 (-13 to +149) |
|-------------------|---------|--------------------------|

**MECHANICAL SPECIFICATIONS**

|        |         |            |
|--------|---------|------------|
| Height | mm (in) | 25 (0.98)  |
| Width  | mm (in) | 50 (1.97)  |
| Length | mm (in) | 190 (7.48) |

**TESTING AND ENVIRONMENTAL**

|                     |  |      |
|---------------------|--|------|
| Environmental Class |  | IP65 |
|---------------------|--|------|



Dimensions in mm

External Document Links

Notes